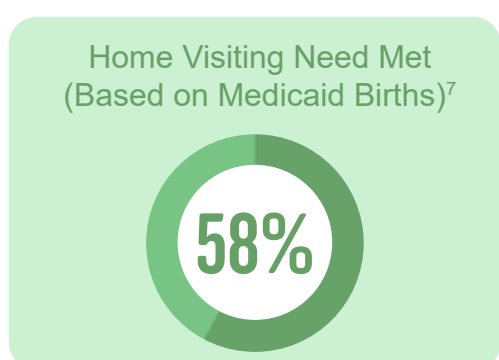
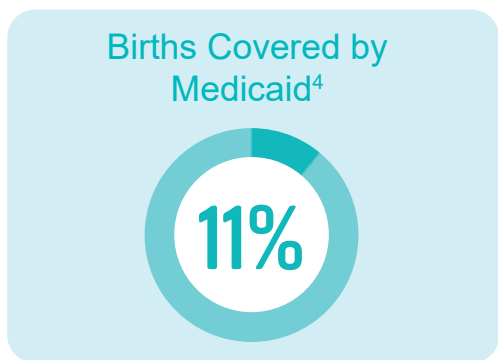

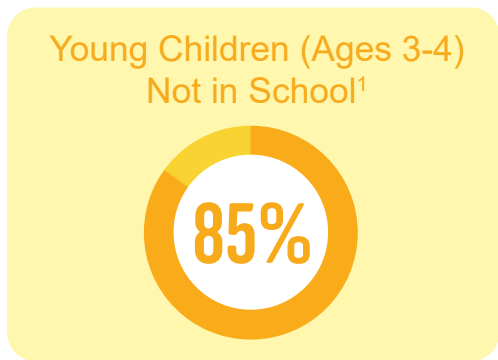
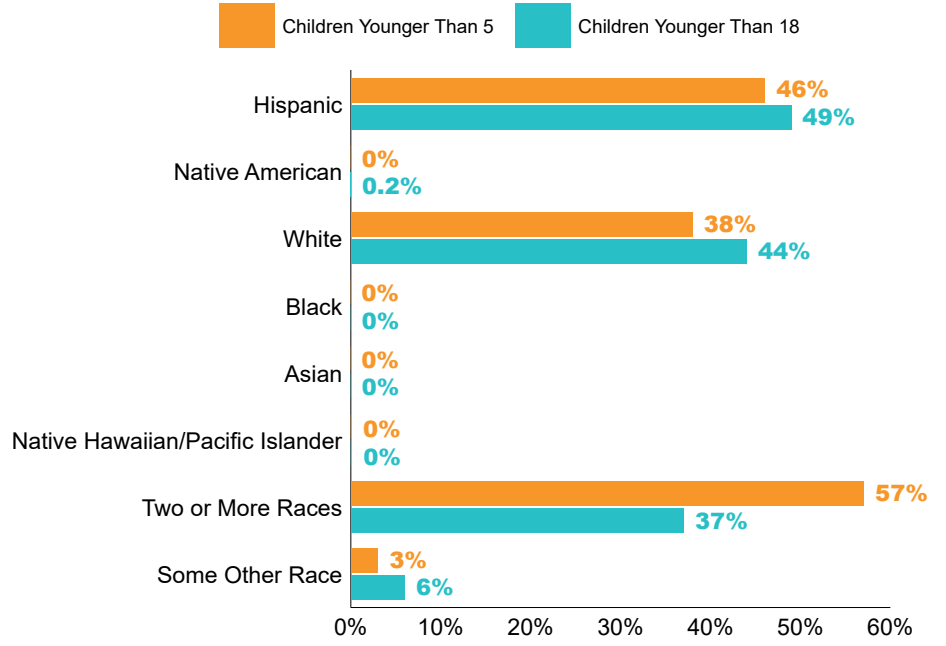


Children Younger Than 5:¹
263

Children Younger Than 18:¹
870

Child Population by Race and Ethnicity¹



About the Data

Some New Mexico counties have access to a greater variety of economic opportunities for families as well as support services and programs to help them thrive. By highlighting data by county, we can discover varying needs for improvement in our systems and policies to reach every community and to improve child and family well-being.

Median Income of Families with Children¹

\$42,500

Children Living in Families with High Housing Cost Burden¹

13%

Teens (Ages 16-19) Not in School and Not Working¹

0%

Child Poverty Rate¹

24%

Grandparents Raising Grandchildren and Living in Poverty¹

0%

Children Living in High-Poverty Areas⁸

0%

Total Households Receiving Cash Assistance¹

1.6%

Total Households Receiving SNAP¹

19%

Children without Health Insurance⁹

8.9%

Sources:

1. U.S. Census Bureau, American Community Survey, 5 Year Estimates 2018-2022, Table B01001 (child population), Table B14003 (young children not in school), Table B23007 (families with children with all parents employed), Table S1903 (median income of families with children), Table B25070 (children living in families with high housing cost burden), Table B14005 (teens (ages 16-19) not in school and not working), Table S1701 (child poverty rate), Table B10059 (grandparents raising grandchildren and living in poverty), Table DP03 (total households receiving cash assistance, total households receiving SNAP)
2. NM Human Services Department, Monthly Statistical Report, Table: Children Receiving Child Care Assistance Subsidies by County, February 2024
3. NM Early Childhood Education and Care Department, Annual Outcomes Report, 2022
4. NM Voices analysis of NM Department of Health Medicaid Birth Counts by County and NM IBIS Birth Count Data, 2021
5. NM IBIS Birth Data - Percentage of Low Birth Weight Infants, 2021
6. Feeding America, Map the Meal Gap, 2021
7. Cradle to Career Policy Institute, Statewide Home Visiting Capacity, 2022
8. Population Reference Bureau analysis of U.S. Census Bureau, American Community Survey, 5 Year Estimates 2017-2021
9. U.S. Census Bureau, Small Area Health Insurance Estimates, 2021