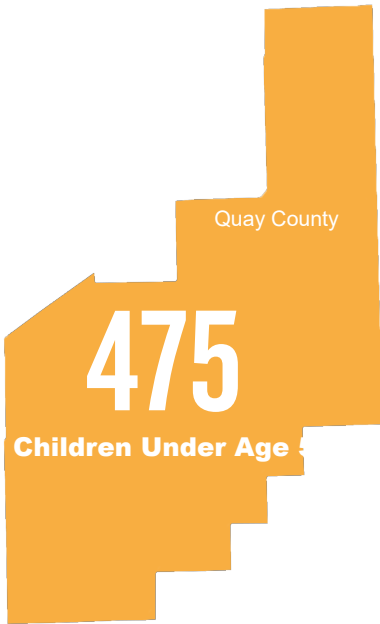
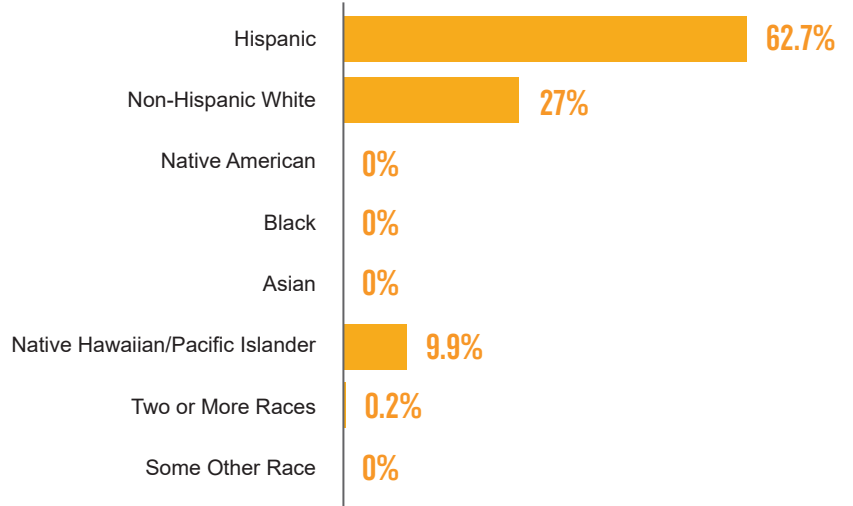


Population Demographics

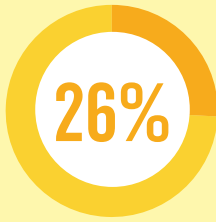


Children Younger than 5 by Race & Ethnicity*



*Because the U.S. Census Bureau considers Hispanic an ethnicity rather than a race, the numbers for the racial and ethnic groups can add up to more than 100%

Young Children Not in School



Children Receiving Child Care Assistance



Funded Head Start Slots



Births Covered by Medicaid



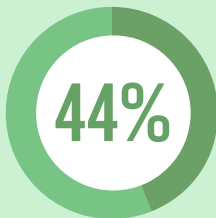
Babies Born at a Low Birth-weight



Child Food Insecurity Rate



Child Poverty Rate



Households Receiving SNAP



Families with Children with All Parents Employed



The Permanent School Fund and Constitutional Amendment 1

Early childhood care and education (ECCE) services – evidence-based programs such as home visiting, child care, and pre-K – are an effective way to improve school and life outcomes for our children. Over the last two years, New Mexico has been able to expand these programs and make them more affordable for families partly by using federal COVID relief funds. But some of these expansions are temporary, and in order to continue our state’s historic investments in ECCE services, we will need a reliable, sustainable, and permanent funding source.

The Permanent School Fund (also known as the Land Grant Permanent Fund) is a \$26 billion trust fund belonging to the people of New Mexico. Every year, money is drawn from this fast-growing fund to help support our elementary schools and universities. In the November 2022 election, Constitutional Amendment 1 (CA 1) will ask voters whether to also support ECCE services with this Fund by drawing down an additional small share to help ensure our youngest children will continue to have safe, high-quality, and affordable care and education.

How CA 1 Could Support and Expand ECCE Programs*

Additional Children Funded
for Child Care Assistance

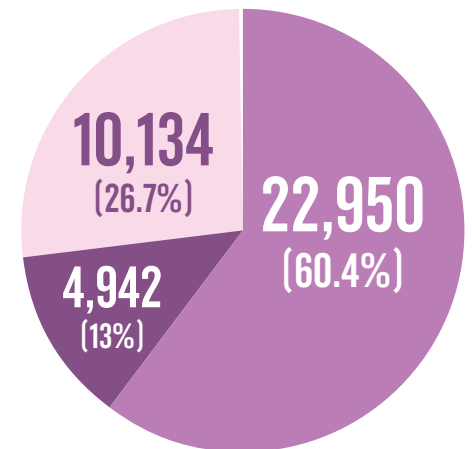
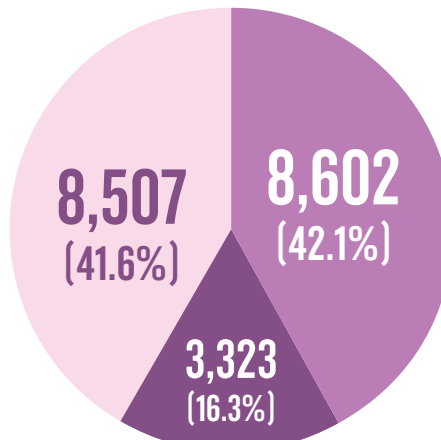
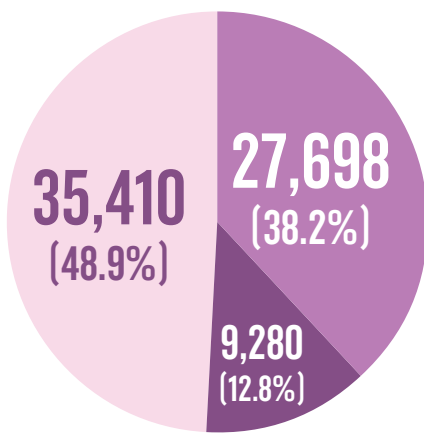
9,280

Additional Children Funded
for Home Visiting

3,323

Additional Children Funded
for Pre-K

4,942



Legend



= Children currently funded



= Additional children funded by Constitutional Amendment 1



= Remaining children unfunded

*Estimates to determine additional children funded per program assume new funding would be allocated proportionately based on existing ECECD program budgets.

Sources for County Data:

Population Demographics: U.S. Census Bureau, American Community Survey, 5 Year Estimates 2016-2020, Tables B01001, B01001B-1

Child Poverty Rate: U.S. Census Bureau, American Community Survey, 5 Year Estimates 2016-2020, Table S1701

Children Receiving Child Care Assistance Subsidies: New Mexico Human Services Department, Monthly Statistical Report, Table: Children Receiving Child Care Assistance Subsidies by County, February 2020

Children in Families that Receive Cash Assistance: U.S. Census Bureau, American Community Survey, 5 Year Estimates 2016-2020, Table DP03

Child Food Insecurity Rate: Feeding America, The Impact of Coronavirus on Food Insecurity, Interactive Data, 2021

Young Children Not in School: U.S. Census Bureau, American Community Survey, 5 Year Estimates 2016-2020, Table B14003

Head Start Enrollment: New Mexico Early Childhood Education and Care Department, Annual Outcomes Report, 2021

Families with Children with All Parents Employed: U.S. Census Bureau, American Community Survey, 5 Year Estimates 2016-2020, Table B23007

Calculations for Children Served and Estimated Impact of Passing CA: NMVC analysis of data from New Mexico Early Childhood Education and Care Department, Four-Year Finance Plan 2023-2026, 2021, and New Mexico Legislative Finance Committee, Legislating for Results: Post-Session Review, 2022.