
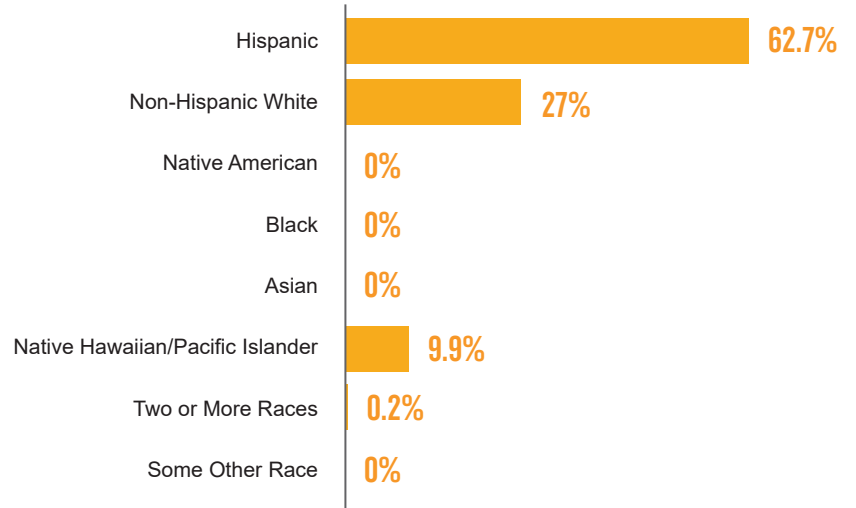


## Population Demographics



### Children Younger than 5 by Race & Ethnicity\*



\*Because the U.S. Census Bureau considers Hispanic an ethnicity rather than a race, the numbers for the racial and ethnic groups can add up to more than 100%


#### Young Children Not in School



#### Children Receiving Child Care Assistance



#### Funded Head Start Slots



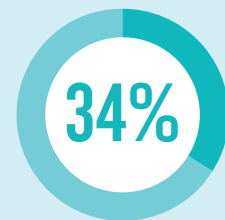
#### Births Covered by Medicaid



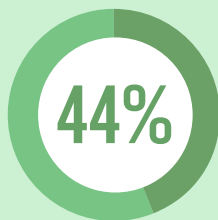
#### Babies Born at a Low Birth-weight



#### Child Food Insecurity Rate



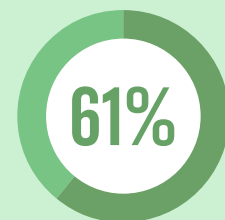
#### Child Poverty Rate



#### Households Receiving SNAP



#### Families with Children with All Parents Employed



Improving child well being in the long term depends on a robust and well-funded early childhood care and education (ECCE) system. New Mexico leads the nation in expanding child care assistance, but some of these expansions are temporary and others still need significant resources to deliver the services and quality that New Mexico's children, parents, and ECCE workforce need. In order to continue our state's historic investments in ECCE services, and to ensure that these programs deliver broad improvement in child outcomes, we will need additional funding.

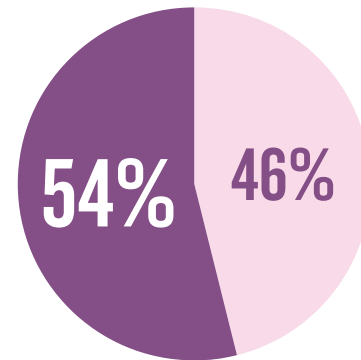
## What the Voters Want

- New Mexico voters made themselves understood, loud and clear – they want more funding for ECCE services from a reliable, sustainable source.
- By an **overwhelming margin of 70%**, voters approved constitutional amendment 1, which directs the state to use an additional 1.25% from the \$24 billion Permanent School Fund for ECCE and K-12 programs.
- Following the will of the voters means Permanent Fund money **should not be used to supplant general fund dollars** – meaning policymakers should not reduce ECCE funding from other sources just because money from a new source is available.
- The Early Childhood Trust Fund should only be used to **support programs that serve our youngest children**.

## What New Mexico Still Needs

- The ECECD estimates it would take **another \$400 million in order to meet the state's need** for high-quality ECCE programs.
- The ECCE portion of the new Permanent Fund money is estimated to be about \$125 million, leaving **a gap of about \$275 million**.
- New and existing funding sources can be utilized to:
  - Continue child care assistance to families up to 400% FPL and \$0 copays.
  - Increase wages and implement career ladders for ECCE workers.
  - Expand the number of pre-K slots, especially in areas where access and availability are low.
  - Support the establishment of new home-based providers.
  - Improve infant/toddler teacher and public/private pay parity.
  - Support and expand local and tribal ECCE systems and coalitions to ensure cultural and regional leadership and responsiveness.
- The ECECD has a detailed 4-year budget plan in place.

## How Quay County Voted on Constitutional Amendment 1



### Legend

- = Votes **for** Constitutional Amendment 1
- = Votes **against** Constitutional Amendment 1

### Sources for County Data:

**Population Demographics:** U.S. Census Bureau, American Community Survey, 5 Year Estimates 2016-2020, Tables B01001, B01001B-1

**Child Poverty Rate:** U.S. Census Bureau, American Community Survey, 5 Year Estimates 2016-2020, Table S1701

**Children Receiving Child Care Assistance:** New Mexico Human Services Department, Monthly Statistical Report, Table: Children Receiving Child Care Assistance Subsidies by County, February 2020

**Children in Families that Receive Cash Assistance:** U.S. Census Bureau, American Community Survey, 5 Year Estimates 2016-2020, Table DP03

**Child Food Insecurity Rate:** Feeding America, The Impact of Coronavirus on Food Insecurity, Interactive Data, 2021

**Young Children Not in School:** U.S. Census Bureau, American Community Survey, 5 Year Estimates 2016-2020, Table B14003

**Head Start Enrollment:** New Mexico Early Childhood Education and Care Department, Annual Outcomes Report, 2021

**Families with Children with All Parents Employed:** U.S. Census Bureau, American Community Survey, 5 Year Estimates 2016-2020, Table B23007

**Voter data on CA1:** New Mexico Secretary of State, from <https://electionresults.sos.state.nm.us>, updated Nov. 29, 2022