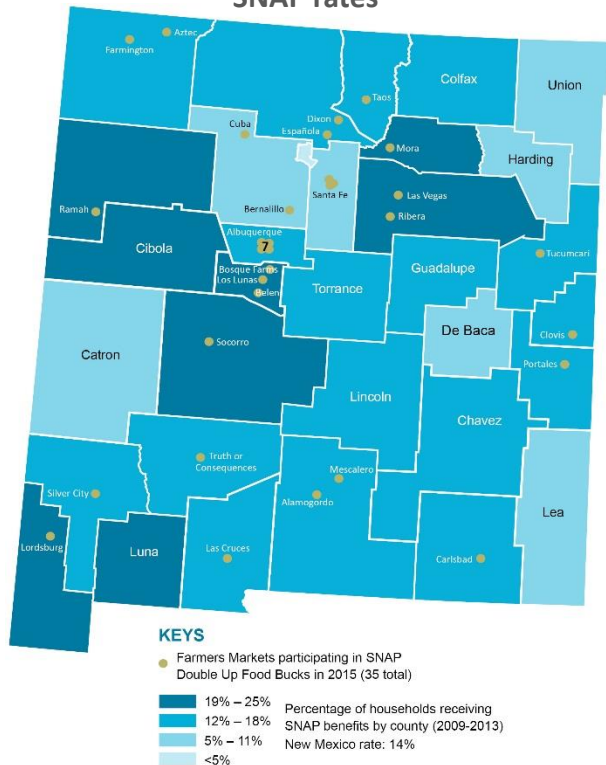


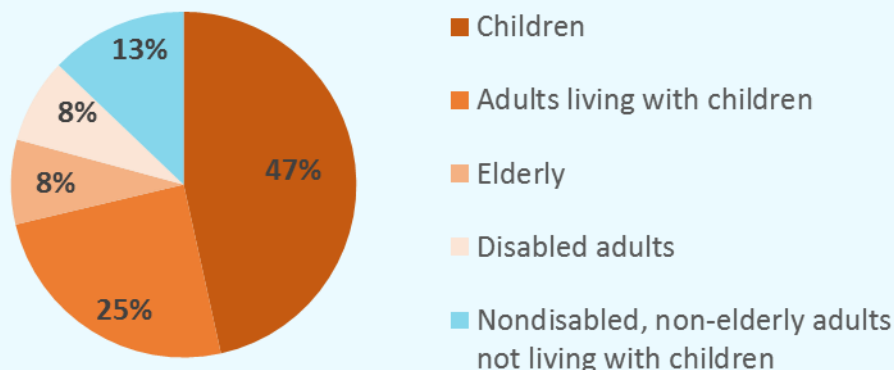
SNAP & DOUBLE UP FOOD BUCKS OFFER MANY BENEFITS FOR NEW MEXICO

Many farmers markets offering Double Up Food Bucks in 2015 are in counties with high SNAP rates¹



- ❖ In 2015 NM appropriated **\$400,000 for SNAP Double Up Food Bucks (DUFBS)**. Future recurring state funds will be able to leverage additional federal USDA funds.
- ❖ SNAP recipients can **use DUFBS to match SNAP benefits 1 to 1** at many farmers markets across the state to get more NM grown fresh produce.
- ❖ SNAP benefits added **\$680 million to the NM economy** in 2013 and now NM farmers markets can get a larger share of that.²
- ❖ SNAP DUFBS can help low-income families better afford a healthier diet, which costs an additional **\$2,200 a year for a family of four** according to a meta-analysis of numerous studies.³
- ❖ Program evaluations of similar SNAP voucher and coupon programs at farmers markets across the U.S. have shown that **SNAP transactions usually double and can even quadruple** with these types of healthy food incentive programs.⁴

All but 13% of SNAP recipients in NM are children, living with children, or are elderly or disabled²



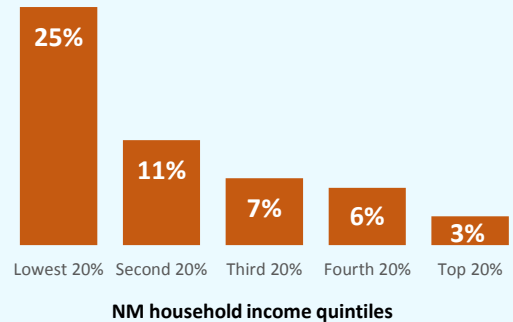
1. New Mexico Farmers Marketing Association 2015 DUFBS data & U.S. Census Data, American Community Survey (5-year average SNAP data from 2009-2013)
 2. Center on Budget and Policy Priorities 2015 NM SNAP Fact Sheet (<http://www.cbpp.org/sites/default/files/atoms/files/NM.pdf>)
 3. Rao et al., BMJ Open 2013 (<http://bmjopen.bmj.com/content/3/12/e004277.long>)
 4. Wholesome Wave 2012 Report: Double Value Coupon Program Diet and Shopping Behavior Study (<http://www.wholesomewave.org/wp-content/uploads/2014/10/Double-Value-Coupon-Program-Diet-Shopping-Behavior-Study.pdf>)

SNAP & DOUBLE UP FOOD BUCKS HELP LOW-INCOME FAMILIES IN NEW MEXICO




28% of New Mexico's children (almost 1 in 3) were food insecure in 2013. The state ranked 3rd in the U.S. in child food insecurity.¹

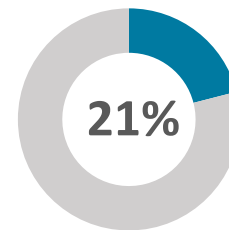
Low-income families spend a large share of their income on food²



Half of NM is considered a **food desert** but not just rural areas are affected—Albuquerque ranks 4th among 100 metro areas in the U.S. with the highest rate of difficulty accessing fresh fruits and vegetables in households with children.³

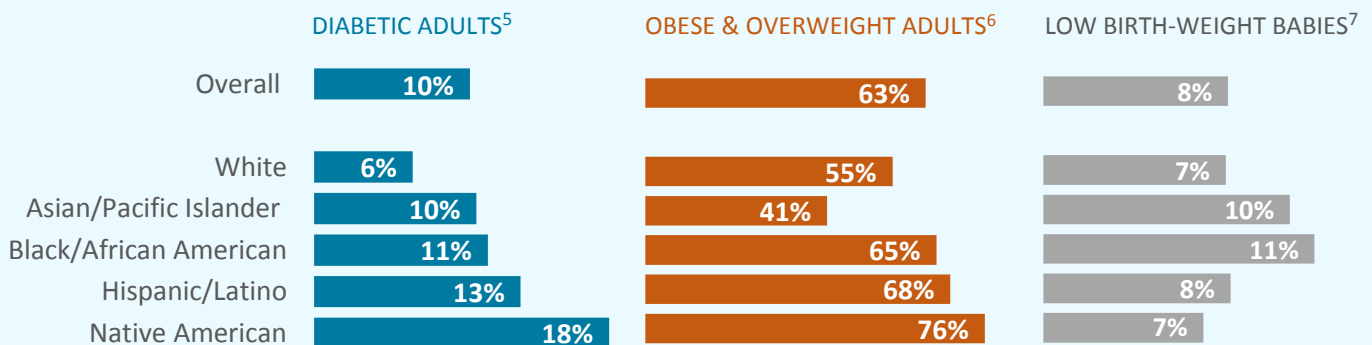


Only 1 in 5 children & teens in NM eat 5 or more fruit & vegetable servings/day⁴



Adults fare slightly worse at 18%

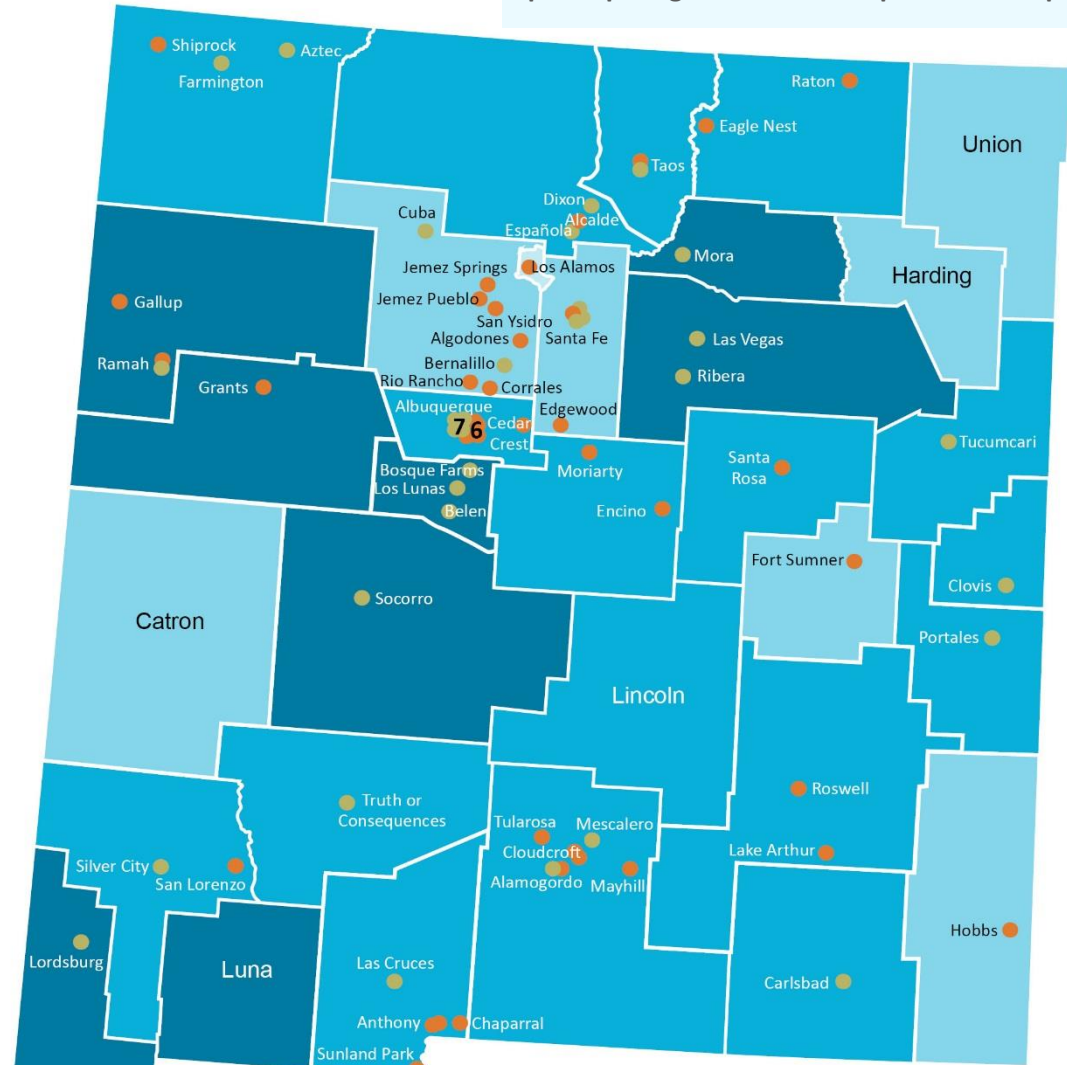
Populations of color in NM, which are more likely to be low-income, often have worse nutrition- and diet-related health indicators and outcomes



1. Feeding America 2015 Report: Map the Meal Gap w/ 2013 data (<http://www.feedingamerica.org/hunger-in-america/our-research/map-the-meal-gap/2013/map-the-meal-gap-2013-exec-sum.pdf>)
 2. Bureau of Labor Statistics, Consumer Expenditure Survey 2013-2014 data
 3. Food Research and Action Center (FRAC) 2011 report: A Half Empty Plate: Fruit and Vegetable Affordability and Access Challenges in America (http://frac.org/pdf/half_empty_plate_dec2011.pdf)
 4. NM-IBIS NM YRRS statewide survey 2007 2009 2011 compiled data (https://ibis.health.state.nm.us/query/builder/yrrs/YRRS3_PENutriWgt/5aDay.html)
 5. NM-IBIS NM BRPSS statewide survey 2011 2012 2013 compiled data (https://ibis.health.state.nm.us/query/builder/brfss/DXDiabetes/DXDiabetesAA11_.html)
 6. NM-IBIS NM BRPSS statewide survey 2011 2012 2013 compiled data (https://ibis.health.state.nm.us/query/builder/brfss/BMIOverWtOb/BMIOverWtObAA11_.html)
 7. NM-IBIS NM DOH Vital Records 2011 2012 2013 compiled data (<https://ibis.health.state.nm.us/query/builder/birth/BirthWtCnty/BirthWtLow.html>)

MANY NM FARMERS MARKETS OFFERING DOUBLE UP FOOD BUCKS IN 2015 ARE IN COUNTIES WITH HIGH SNAP RATES

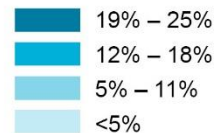
Almost half of the farmers markets in New Mexico are participating in the Double Up Food Bucks program in 2015



KEYS

- Farmers Markets participating in SNAP Double Up Food Bucks in 2015 (35 total)
- Farmers Markets not participating in SNAP Double Up Food Bucks in 2015 (43 total)

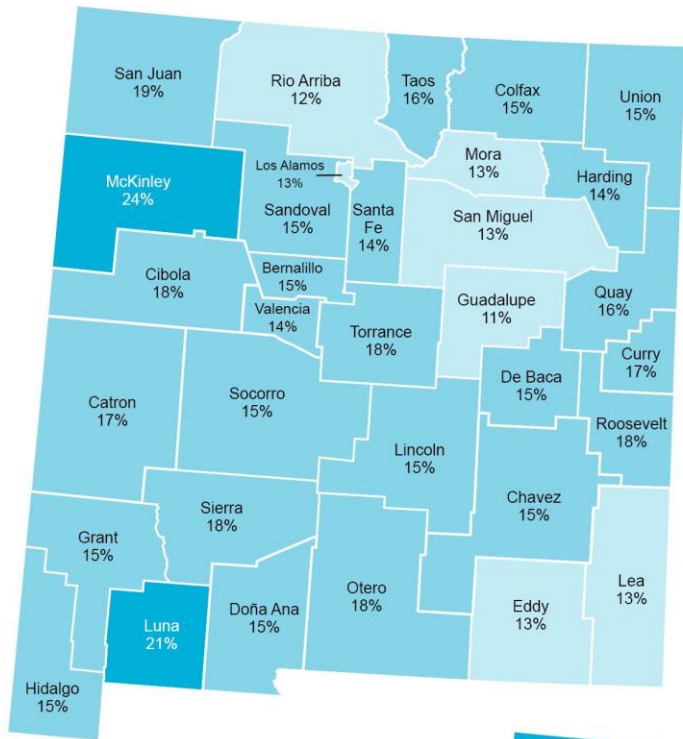
Percentage of households receiving SNAP benefits by county (2009-2013)
New Mexico rate: 14%



Sources: New Mexico Farmers Marketing Association;
U.S. Census Bureau, American Community Survey (SNAP rates)
NEW MEXICO VOICES FOR CHILDREN



FOOD INSECURITY IS FAR WORSE AMONG NEW MEXICO'S CHILDREN THAN THE POPULATION AS A WHOLE



Percentage of New Mexicans (all ages) who are food insecure by county (2013)

The darker the color, the higher the food insecurity. The rate for the state is 17%.

KEY

- 30% – 38%
- 22% – 29%
- 14% – 21%
- <14%

Percentage of children who are food insecure by county (2013)

Note that food insecurity is significantly higher for children than for the population in general. The rate for the state is 28%.

