


# Fight Hunger by Making Work Pay

New Mexico has the 3<sup>rd</sup> highest rate of child hunger in the nation



**28%**  
Almost 1 in 3 are hungry<sup>1</sup>

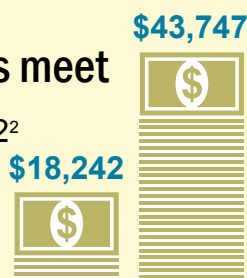
The vast majority of families receiving SNAP are working



**78%**  
Almost 8 in 10 have at least one worker<sup>2</sup>

They simply aren't earning enough money to make ends meet

The median income for SNAP households in NM is just \$18,242<sup>2</sup>  
That's **below the poverty level** for a family of 3



And **less than half** of the state's median income<sup>2</sup>

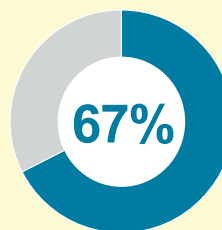
The less money you make, the bigger the bite groceries take out of your paycheck

Those at the lowest earning level spend **25%** of their income on food<sup>3</sup>  
Those at the middle level spend just **7%**<sup>3</sup>



Too many of our jobs are in occupations that pay low wages

**67%** of NM jobs are in occupations that pay less than 200% of the poverty level for a family of 4<sup>4</sup>



And **almost half** of those pay below the poverty level for a family of 4<sup>4</sup>

Despite being \$7.50, New Mexico's minimum wage is nowhere near a living wage

New Mexico's minimum wage:  
**\$7.50**



Living wage for family of 3:  
**\$25<sup>5</sup>**

Profitable American corporations paying their employees so poorly that they need food assistance are the **REAL** welfare recipients



NEW MEXICO VOICES FOR CHILDREN  
625 Silver Ave. SW, Suite 195  
Albuquerque, NM 87102  
505-244-9505 • www.nmvoices.org

<sup>1</sup> Map the Meal Gap, Feeding America, 2015

<sup>2</sup> Profile of SNAP Households, US Department of Agriculture, 2015

<sup>3</sup> Consumer Expenditure Survey, Bureau of Labor Statistics

<sup>4</sup> Analysis of Occupational Employment Statistics, BLS, 2012

<sup>5</sup> Living Wage Calculator (wage for Bernalillo County), Massachusetts Institute of Technology, 2015

Prepared for the National Commission on Hunger, June 24, 2015