

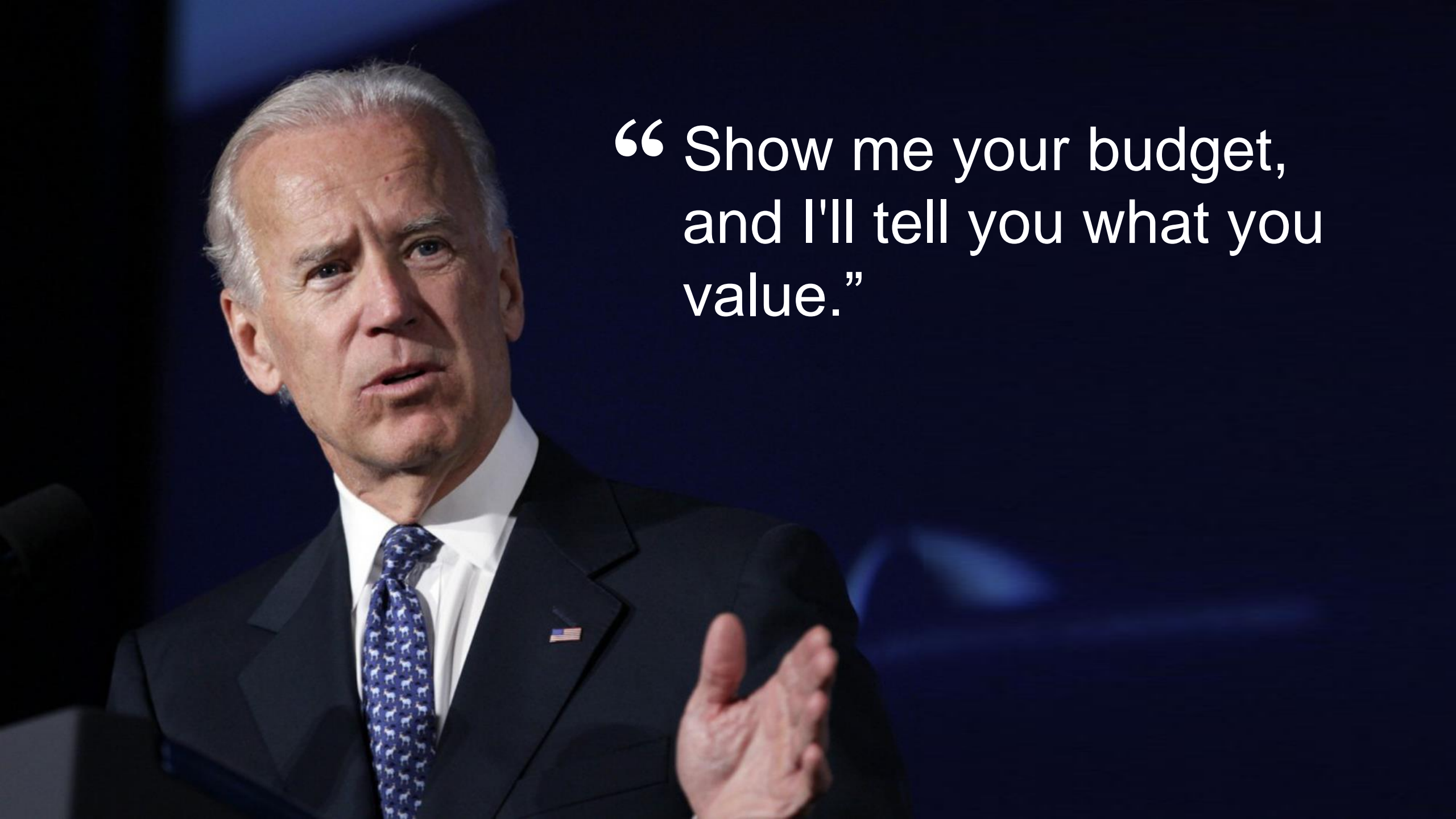
# The National Policy Landscape: Impacts on Child and Family Well-being

Nick Johnson

Senior Vice President, Center on Budget and Policy Priorities

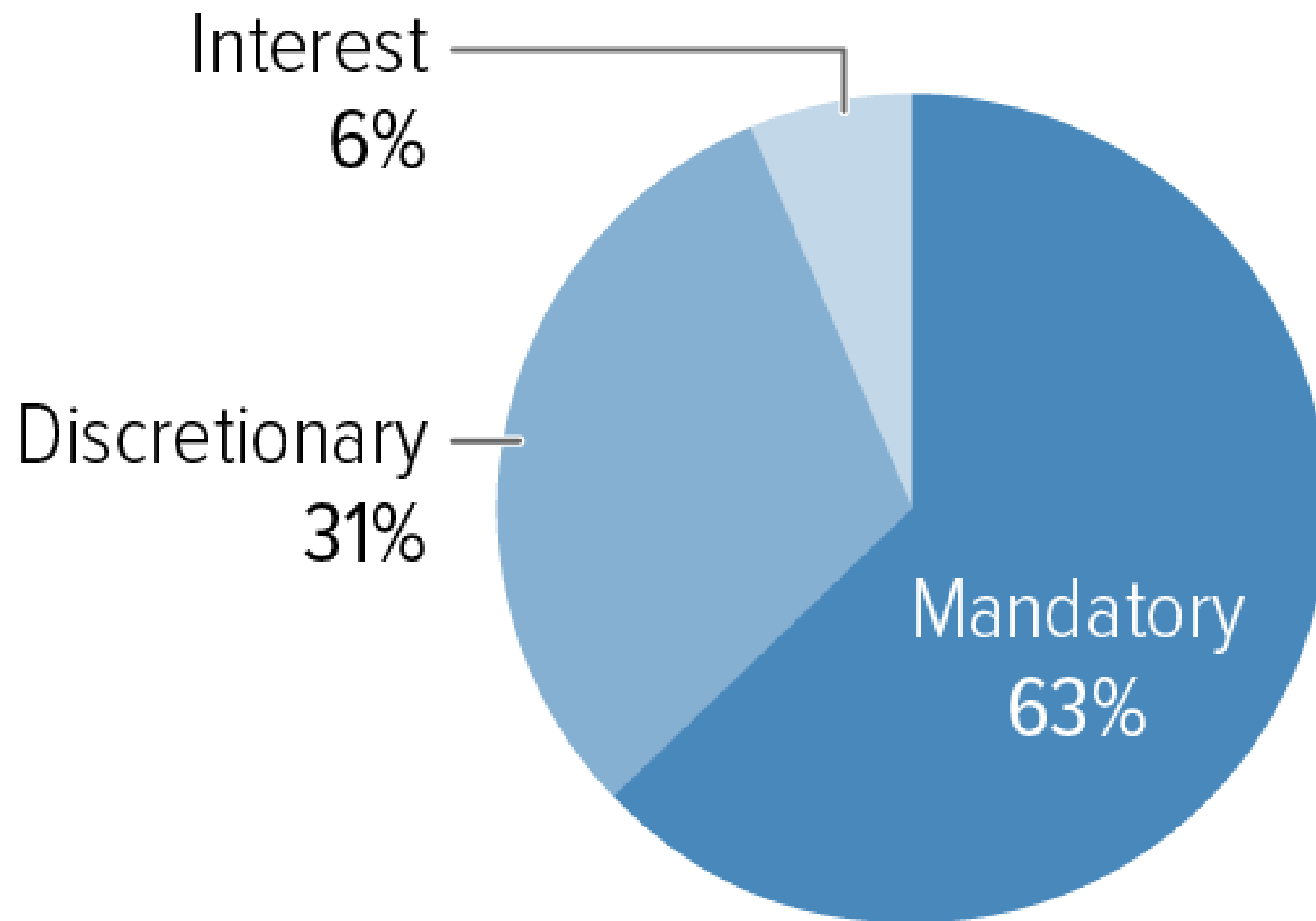
Albuquerque, New Mexico

June 26, 2017

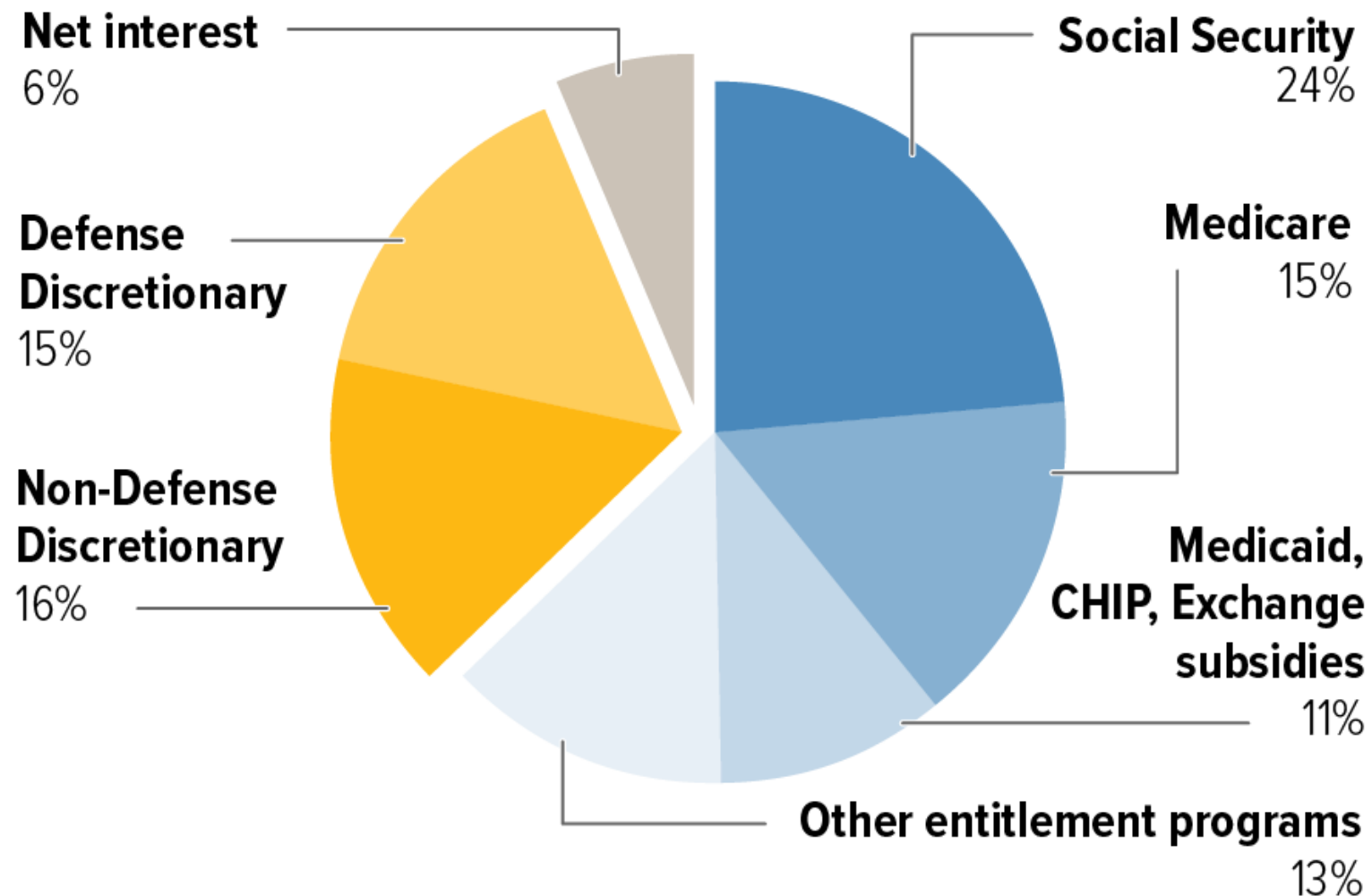
A middle-aged man with grey hair, wearing a dark suit, white shirt, and a blue patterned tie, is speaking at a podium. He has a serious expression and his right hand is raised in a gesture. The background is dark blue with some blurred light patterns. A quote is overlaid on the right side of the image.

“ Show me your budget,  
and I'll tell you what you  
value.”

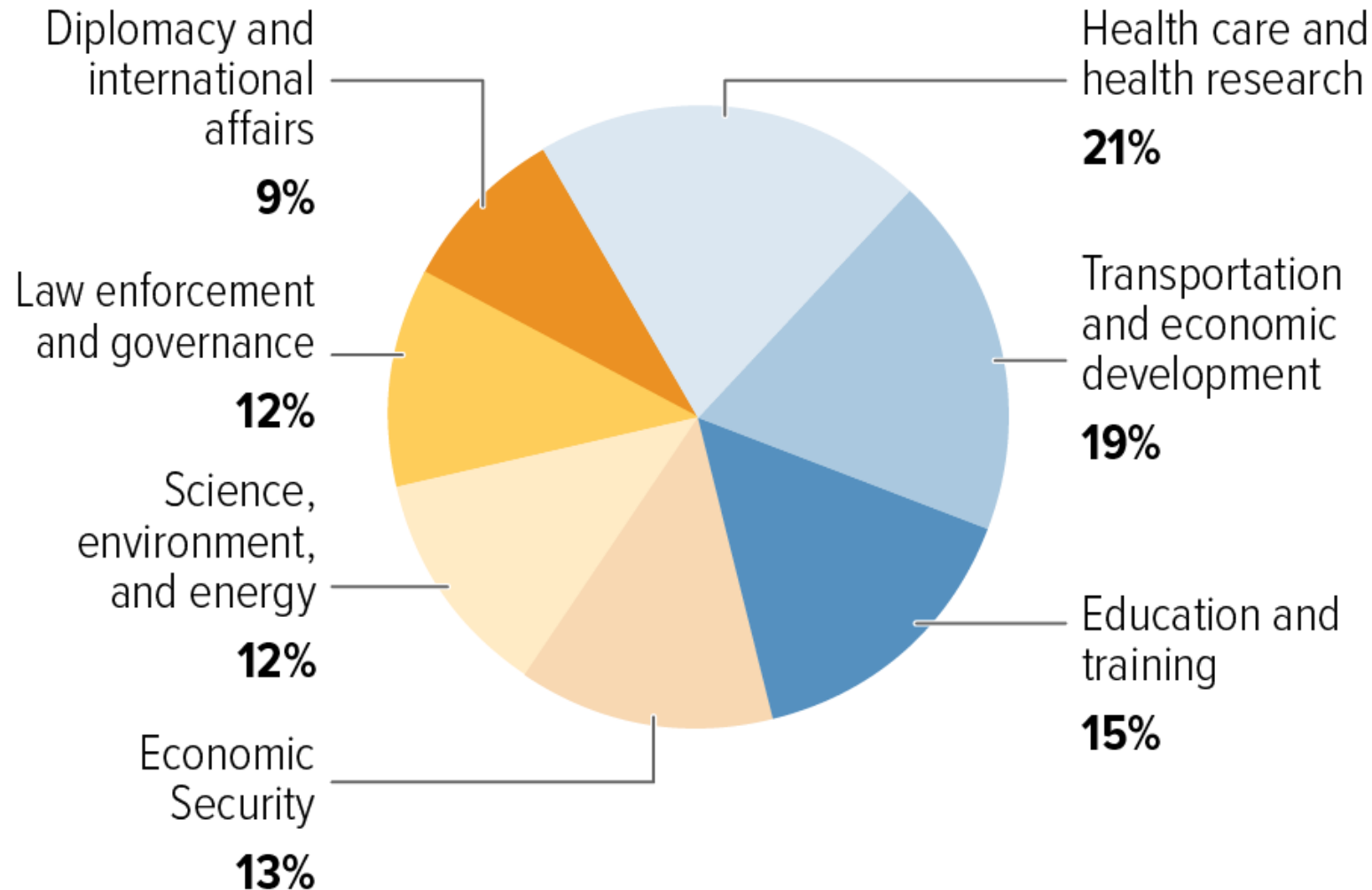
# Federal Spending



# Federal Spending by Program



# Non-Defense Discretionary Spending









We must also remember as we start this process of reeling in our nation's debt and spending, that **we cannot do so on the backs of the most vulnerable** who are in true need of help.



-- U.S. Representative Steve Pearce

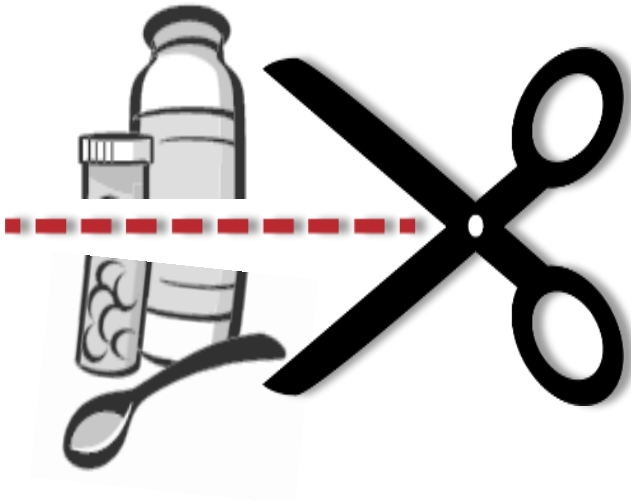






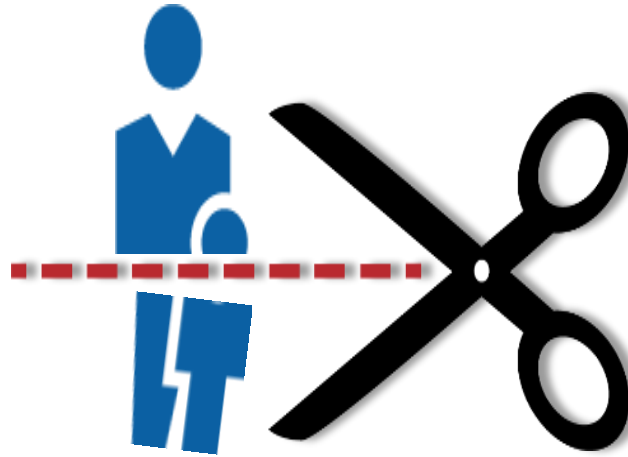
# How Will States Handle Federal Cost-Shift?

1.



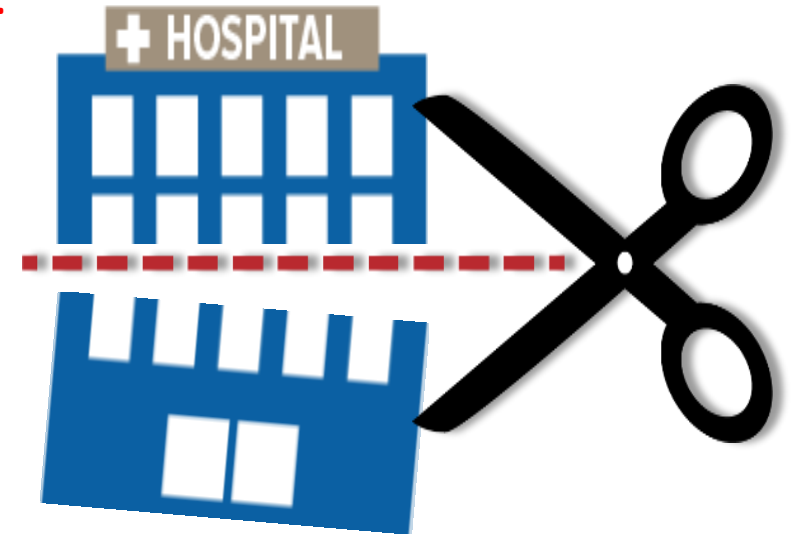
**CUT BENEFITS**

2.



**CUT WHO IS ENROLLED**

3.



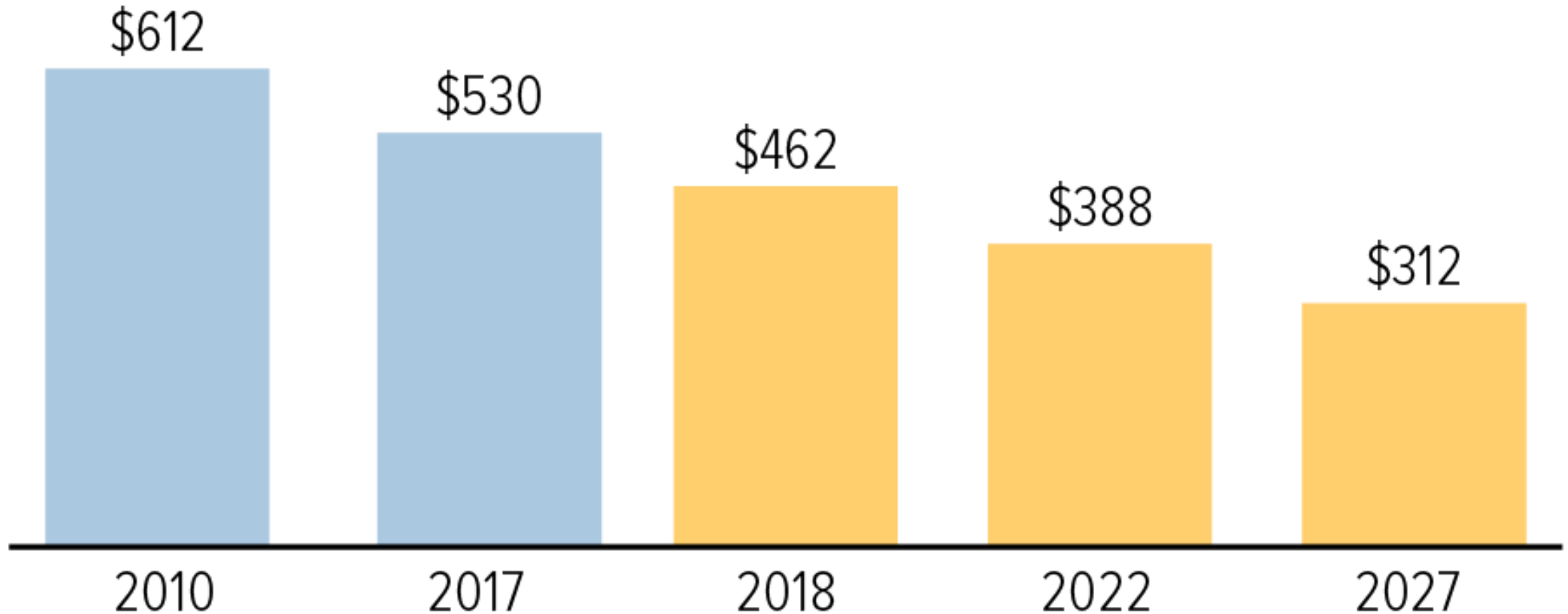
**CUT PAYMENTS TO PROVIDERS**





# Non-Defense Appropriations, in \$billions

■ Enacted ■ Fiscal year 2018 Trump budget





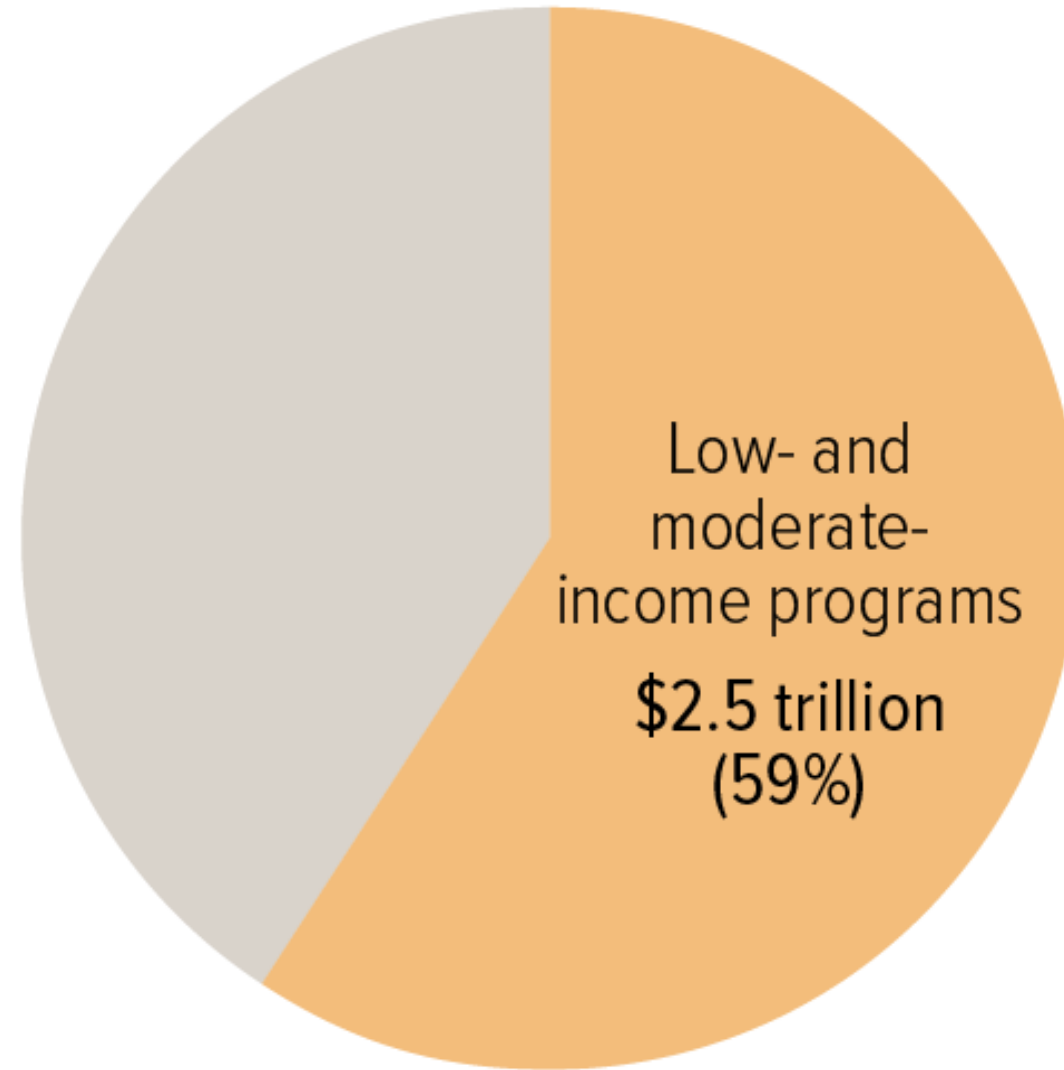
## Trump Budget Cuts to Programs Serving the Poor

Program/Proposal	Ten-year cuts (\$billions)
Affordable Care Act (ACA) repeal	-\$1,250.0
Additional Medicaid cut	-610.0
Supplemental Nutrition Assistance Program (SNAP)	-193.2
Temporary Assistance for Needy Families (TANF)	-21.8
Eliminate the Social Services Block Grant (SSBG)	-16.5
Supplemental Security Income (SSI)	-9.0
Child Tax Credit (CTC) and Earned Income Tax Credit (EITC)	-28.0
Other mandatory	-6.8
Estimated cut in discretionary low-income programs	-400.5
Eliminate subsidized student loans	-38.9
<b>Total low-income cuts</b>	<b>-\$2.5 trillion</b>





# Trump's Budget Cuts Are Robin Hood in Reverse



# Most SNAP and Medicaid Participants Are ...



**Children**



**Seniors**

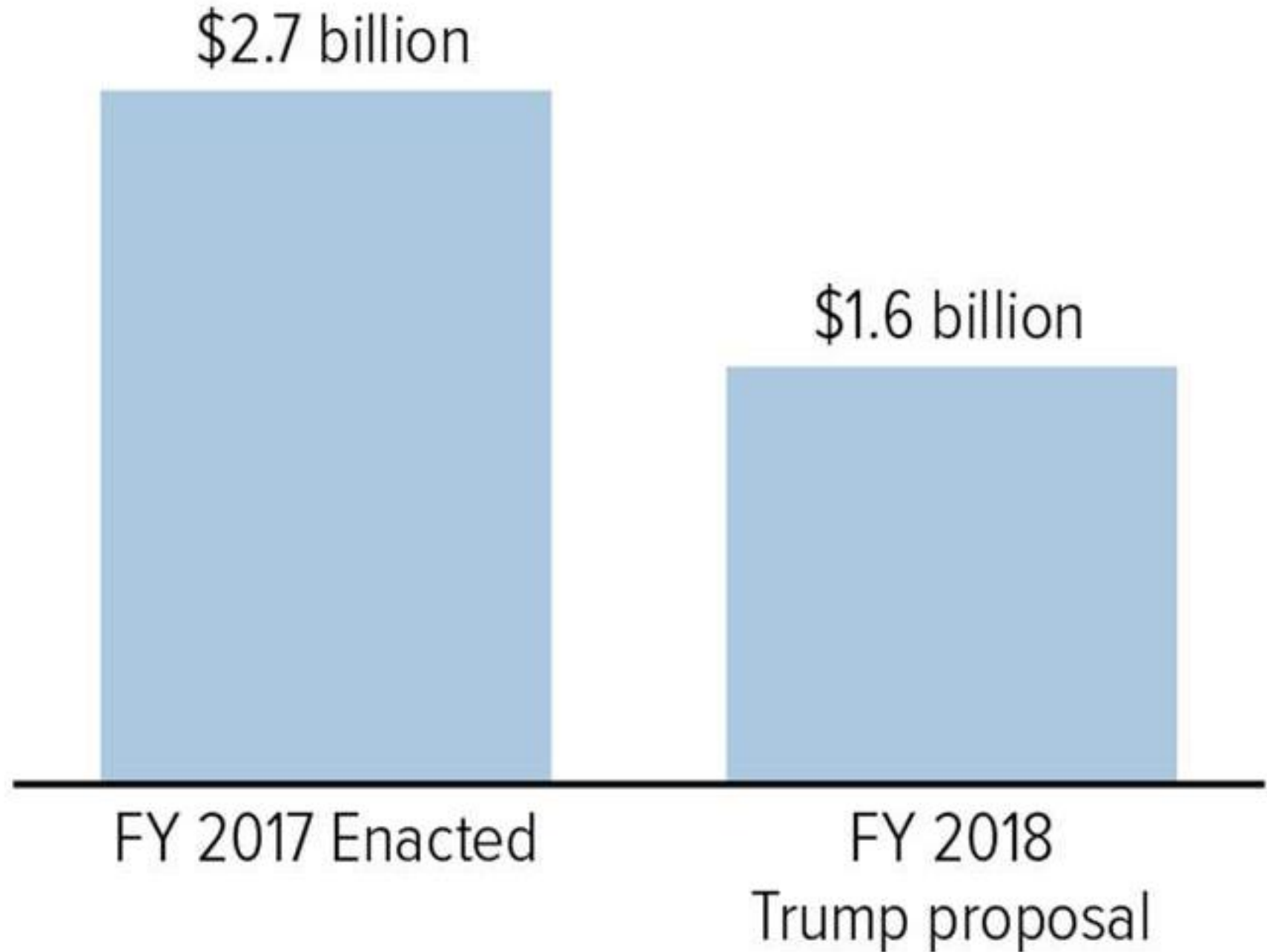


**People with  
disabilities**

The Trump  
budget **cuts**  
**job training**  
**grants** by  
**40 percent.**















The Trump  
budget **cuts**  
**job training**  
**grants** by  
**40 percent.**











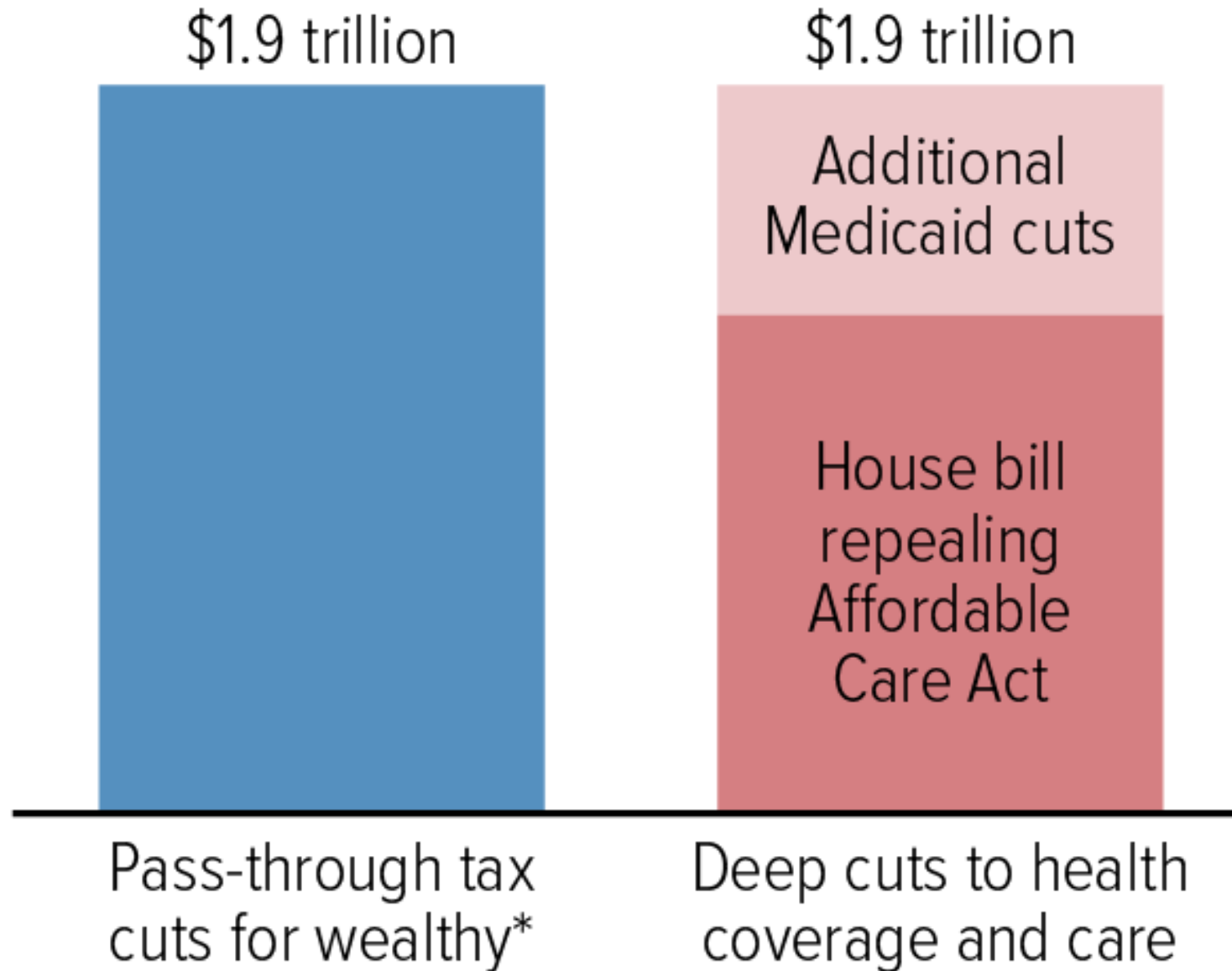


# New Trump Budget and Prior House GOP Budgets Share Same Blueprint

	Trump Budget	Past Ryan and House GOP Budgets
Repeals Affordable Care Act, adding tens of millions to the ranks of the uninsured		
Targets Medicaid for deep cuts beyond the severe cuts in ACA repeal		
Targets SNAP and other low-income assistance for deep cuts		
Slashes non-defense discretionary funding (economic development, job training, medical research, etc.)		
Cuts taxes for the richest		
Uses gimmicks to hide true cost of tax cuts and claim balanced budget		

# End Result

	Trump Budget	Past Ryan and House GOP Budgets
Increases number of uninsured, poverty, and hardship		
Increases inequality		
Weakens investments in nation's future productivity		
Shifts costs to states		







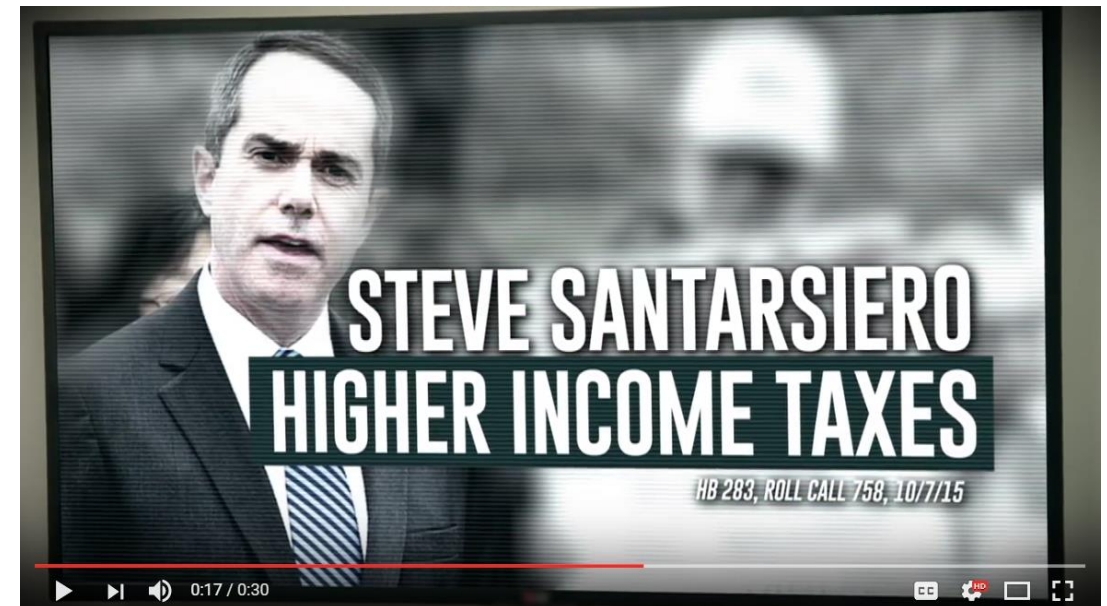


“Whenever we lower the tax rates, our entire nation is better off.”



“Our new pro-growth tax policy will be like a shot of adrenaline into the heart of the Kansas economy.”





# Portland Press Herald

**POLITICS**

Posted November 10, 2016 | Updated November 11, 2016

## Final count shows Maine voters passed new tax for school funding

Question 2 will add a 3 percent surcharge for the highest-earning Mainers to ensure that the state covers 55 percent of the cost of public schools.

STAFF REPORT

By a narrow margin, Mainers approved a measure to tax the state's highest earners to raise money for education, according to final results announced early Thursday.

With all 589 precincts reporting, the split was 50.4 percent to 49.6 percent – 377,562 votes for Question 2, and 371,445 against – according to the Associated Press, which collected the data in partnership with the Portland Press Herald.

Under Question 2, a 3 percent surcharge will be added for annual household incomes over \$200,000, raising an estimated \$123.8 million in income tax revenue in 2017.

That revenue will go into a designated fund, which will be used to meet the state's requirement to provide 55 percent of school funding if the state's General Fund appropriation falls short. Any money from the fund must be used for "direct support," such as instructors' salaries, not for administration.

Under Question 2, the top marginal state income tax rate in Maine will be 10.15 percent, the second-highest in the nation, after California.

"The people of Maine have taken a giant step toward ensuring a strong future for our children – but this is a first step. It's now up to us, the members of the coalition of supporters of Question 2, to hold our lawmakers accountable for executing the will of the people," spokeswoman Crystal Canney said.





# Budget Timeline

June –  
August

- House may act on budget resolution for FY18
- House may start appropriations bills
- Senate will try to act on health care
- Possible action on debt ceiling

September

- Possible conference on health reform
- Senate acts on budget? Conference?
- Appropriations: continuing resolution by 10/1?

October -  
December

- Ongoing work on budget, approps, debt ceiling
- Action to undo sequestration?
- Reconciliation (tax, entitlement)?



# What You Can Do / Federal

- Engage your Member of Congress
- Reach out to local reporters, consider op-eds and editorial board outreach
- Educate your allies
- Amplify CBPP & NMVoices research and shareable graphics on social media
- Engage messengers: state officials, faith leaders, and others



# Wiggle-Proof Accountability


Will you commit to opposing **ANY** budget that does  
**ANY** of the following:

- ✗ Requires cuts in key assistance like Medicaid, SNAP, and Supplemental Security Income **OR**
- ✗ Cuts funding for domestic appropriations **OR**
- ✗ Paves the way for tax cuts that will lose revenue









# The National Policy Landscape: Impacts on Child and Family Well-being

Nick Johnson

Senior Vice President, Center on Budget and Policy Priorities

Albuquerque, New Mexico

June 26, 2017