

Valencia County

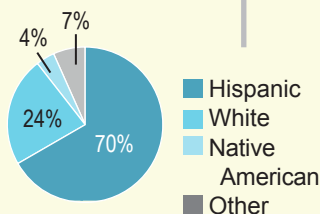
Investments in Early Childhood Care and Education are Still Needed

About this county¹

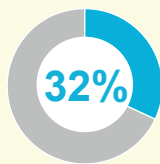
Senate Districts: 29, 30, 39
House Districts: 7, 8, 22, 49, 50, 69

Population served² & estimated annual investment³

Valencia County

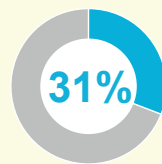
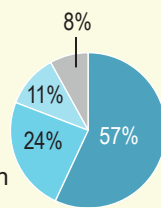


Child population by race/ethnicity⁴



Percentage of children living in poverty

New Mexico



Prevention

Home Visiting



2 Babies served

For families with babies zero to three



\$7,602 invested

Child Care Assistance



572 Children served

4 are in high-quality centers

For children under age 12 in families up to 150% FPL



\$2,368,080 invested

Valencia County

NM

Total child population	19,775	513,903
Children under 5	5,194	141,533
Children under 10	10,821	285,278

Children living in low-income families	10,286	262,601
--	--------	---------

Median household income	\$42,506	\$43,872
-------------------------------	----------	----------

Number of T.E.A.C.H. scholarships awarded last year	31	652
---	----	-----

T.E.A.C.H. scholarships allow early education providers to increase their educational and training levels, and lead to higher-quality programs.

NM Pre-K



455 4-year-olds served

Half-day program for 4-year-olds



\$1,568,840 invested

Remediation

K-3 Plus



113 K-3rd graders served

Summer reading program for K-3rd graders



\$134,470 invested

¹ About this county data from: Census ACS (demographics); and the New Mexico Association for the Education of Young Children (T.E.A.C.H. scholarships)

² Population served data from: CYFD and PED, 2014

³ Estimated investment is based on LFC's average per child investment in FY14

⁴ Race/ethnicity numbers may not total 100% due to rounding and/or categories that are not included in the data

*For detailed sources and notes, please go to www.nmvoices.org

Investments in Early Childhood Care and Education are Still Needed

Funding history ¹ (in millions)		Need ² & policy recommendations	Related indicators ³																																		
Prevention																																					
Home Visiting 	<p>For families with babies zero to three</p> <table border="1"> <caption>Home Visiting Funding History</caption> <thead> <tr><th>FY</th><th>06</th><th>07</th><th>08</th><th>09</th><th>10</th><th>11</th><th>12</th><th>13</th><th>14</th><th>15</th></tr> </thead> <tbody> <tr><td>Funding</td><td>0</td><td>0</td><td>0</td><td>0</td><td>0</td><td>0</td><td>0</td><td>0</td><td>0</td><td>10.6</td></tr> <tr><td>LFC Target</td><td colspan="11">41</td></tr> </tbody> </table>	FY	06	07	08	09	10	11	12	13	14	15	Funding	0	0	0	0	0	0	0	0	0	10.6	LFC Target	41											<p>Total estimated need \$85 m</p> <p>Recommendation: Increase funding to expand high-quality home visiting services to cover more families and children.</p>	<p>82%</p> <p>The percentage of births that are covered by Medicaid</p>
	FY	06	07	08	09	10	11	12	13	14	15																										
Funding	0	0	0	0	0	0	0	0	0	10.6																											
LFC Target	41																																				
Child Care Assistance 	<p>For children under age 12 in families up to 150% FPL</p> <table border="1"> <caption>Child Care Assistance Funding History</caption> <thead> <tr><th>FY</th><th>06</th><th>07</th><th>08</th><th>09</th><th>10</th><th>11</th><th>12</th><th>13</th><th>14</th><th>15</th></tr> </thead> <tbody> <tr><td>Funding</td><td>75</td><td>75</td><td>85</td><td>90</td><td>95</td><td>85</td><td>80</td><td>85</td><td>90</td><td>97.8</td></tr> <tr><td>LFC Target</td><td colspan="11">135</td></tr> </tbody> </table>	FY	06	07	08	09	10	11	12	13	14	15	Funding	75	75	85	90	95	85	80	85	90	97.8	LFC Target	135											<p>Total estimated need \$143 m</p> <p>Recommendation: End the waiting list for child care assistance and restore services to families up to 200% of the poverty level.</p>	<p>43%</p> <p>The percentage of working families that are low-income</p>
	FY	06	07	08	09	10	11	12	13	14	15																										
Funding	75	75	85	90	95	85	80	85	90	97.8																											
LFC Target	135																																				
NM Pre-K 	<p>Half-day program for 4-year-olds</p> <table border="1"> <caption>NM Pre-K Funding History</caption> <thead> <tr><th>FY</th><th>06</th><th>07</th><th>08</th><th>09</th><th>10</th><th>11</th><th>12</th><th>13</th><th>14</th><th>15</th></tr> </thead> <tbody> <tr><td>Funding</td><td>5</td><td>10</td><td>20</td><td>20</td><td>15</td><td>15</td><td>18</td><td>30</td><td>35</td><td>36.5</td></tr> <tr><td>LFC Target</td><td colspan="11">46</td></tr> </tbody> </table>	FY	06	07	08	09	10	11	12	13	14	15	Funding	5	10	20	20	15	15	18	30	35	36.5	LFC Target	46											<p>Total estimated need \$121 m (for full-day)</p> <p>Recommendation: Expand NM Pre-K to a full-day program and fully fund it so high-quality pre-K is available to all 4-year-olds.</p>	<p>44%</p> <p>The percentage of 4-year-olds enrolled in NM Pre-K or Head Start</p>
	FY	06	07	08	09	10	11	12	13	14	15																										
Funding	5	10	20	20	15	15	18	30	35	36.5																											
LFC Target	46																																				
Remediation																																					
K-3 Plus 	<p>Summer reading program for K-3rd graders</p> <table border="1"> <caption>K-3 Plus Funding History</caption> <thead> <tr><th>FY</th><th>06</th><th>07</th><th>08</th><th>09</th><th>10</th><th>11</th><th>12</th><th>13</th><th>14</th><th>15</th></tr> </thead> <tbody> <tr><td>Funding</td><td>0</td><td>0</td><td>0</td><td>5</td><td>5</td><td>5</td><td>5</td><td>10</td><td>15</td><td>21.2</td></tr> <tr><td>LFC Target</td><td colspan="11">86</td></tr> </tbody> </table>	FY	06	07	08	09	10	11	12	13	14	15	Funding	0	0	0	5	5	5	5	10	15	21.2	LFC Target	86											<p>Total estimated need ... \$86 m</p> <p>Recommendation: Expand K-3 Plus to serve more students in low-income areas.</p>	<p>21%</p> <p>The percentage of 4th graders who are proficient and above in reading</p>
	FY	06	07	08	09	10	11	12	13	14	15																										
Funding	0	0	0	5	5	5	5	10	15	21.2																											
LFC Target	86																																				

¹ **Funding history** amounts include: General Fund, other state funds, federal funds and TANF; Funding history sources: LFC Post-Session Reviews and CYFD
² **Estimated need** is based on: LFC estimates; Catherine Kinney's assumptions and analysis in *Land Grant Permanent Fund: Opportunity for Early Childhood Investment, A Summary of the Evidence and an Example of Possible Fund Uses*, prepared for St. Joseph Community Health in 2012; and NM Voices for Children analysis
³ **Related indicators** data from: LFC (Medicaid births); U.S. Census ACS (low-income working families); CYFD and LFC (NM Pre-K and Head Start); and National Assessment of Educational Progress (4th grade reading proficiency)
 For detailed sources and notes, please go to www.nmvoices.org