

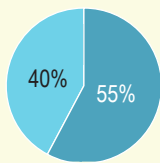
Sierra County

Investments in Early Childhood Care and Education are Still Needed

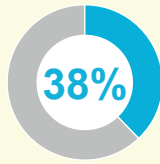
About this county¹

Senate Districts: 35
House Districts: 38, 39

Sierra County

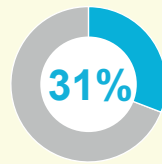
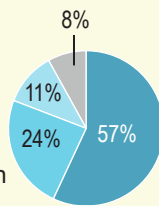


Child population by race/ethnicity⁴



Percentage of children living in poverty

New Mexico



Population served² & estimated annual investment³

Prevention

Home Visiting



35 Babies served

For families with babies zero to three



\$133,035 invested

Child Care Assistance



79 Children served

1 is in a high-quality center

For children under age 12 in families up to 150% FPL



\$327,060 invested

NM Pre-K



102 4-year-olds served

Half-day program for 4-year-olds



\$351,696 invested

Remediation

K-3 Plus



120 K-3rd graders served

Summer reading program for K-3rd graders



\$142,800 invested

Sierra County		NM
Total child population	1,826	513,903
Children under 5	410	141,533
Children under 10	957	285,278
Children living in low-income families	1,131	262,601
Median household income	\$27,430	\$43,872

Number of T.E.A.C.H. scholarships awarded last year	10	652
---	----	-----

T.E.A.C.H. scholarships allow early education providers to increase their educational and training levels, and lead to higher-quality programs.

¹ About this county data from: Census ACS (demographics); and the New Mexico Association for the Education of Young Children (T.E.A.C.H. scholarships)

² Population served data from: CYFD and PED, 2014

³ Estimated investment is based on LFC's average per child investment in FY14

⁴ Race/ethnicity numbers may not total 100% due to rounding and/or categories that are not included in the data

*For detailed sources and notes, please go to www.nmvoices.org

New Mexico

Investments in Early Childhood Care and Education are Still Needed

Funding history ¹ (in millions)	Need ² & policy recommendations	Related indicators ³
---	--	---------------------------------

Prevention

Home Visiting	<p>For families with babies zero to three</p>		<p>Total estimated need \$85 m</p> <p>Recommendation: Increase funding to expand high-quality home visiting services to cover more families and children.</p>	<p>82%</p> <p>The percentage of births that are covered by Medicaid</p>
---------------	---	--	---	---

Child Care Assistance	<p>For children under age 12 in families up to 150% FPL</p>		<p>Total estimated need \$143 m</p> <p>Recommendation: End the waiting list for child care assistance and restore services to families up to 200% of the poverty level.</p>	<p>43%</p> <p>The percentage of working families that are low-income</p>
-----------------------	---	--	---	--

NM Pre-K	<p>Half-day program for 4-year-olds</p>		<p>Total estimated need \$121 m (for full-day)</p> <p>Recommendation: Expand NM Pre-K to a full-day program and fully fund it so high-quality pre-K is available to all 4-year-olds.</p>	<p>44%</p> <p>The percentage of 4-year-olds enrolled in NM Pre-K or Head Start</p>
----------	---	--	--	--

Remediation

K-3 Plus	<p>Summer reading program for K-3rd graders</p>		<p>Total estimated need ... \$86 m</p> <p>Recommendation: Expand K-3 Plus to serve more students in low-income areas.</p>	<p>21%</p> <p>The percentage of 4th graders who are proficient and above in reading</p>
----------	--	--	--	---

¹ **Funding history** amounts include: General Fund, other state funds, federal funds and TANF; Funding history sources: LFC Post-Session Reviews and CYFD
² **Estimated need** is based on: LFC estimates; Catherine Kinney's assumptions and analysis in *Land Grant Permanent Fund: Opportunity for Early Childhood Investment, A Summary of the Evidence and an Example of Possible Fund Uses*, prepared for St. Joseph Community Health in 2012; and NM Voices for Children analysis
³ **Related indicators** data from: LFC (Medicaid births); U.S. Census ACS (low-income working families); CYFD and LFC (NM Pre-K and Head Start); and National Assessment of Educational Progress (4th grade reading proficiency)
 For detailed sources and notes, please go to www.nmvoices.org