

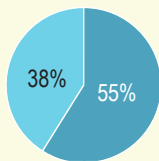
# Quay County

## Investments in Early Childhood Care and Education are Still Needed

### About this county<sup>1</sup>

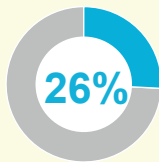
Senate Districts: 7, 8  
House Districts: 67

#### Quay County



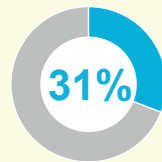
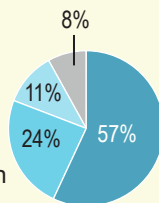
■ Hispanic  
■ White  
■ Native American  
■ Other

Child population by race/ethnicity<sup>4</sup>



Percentage of children living in poverty

#### New Mexico



### Population served<sup>2</sup> & estimated annual investment<sup>3</sup>

#### Prevention

Home Visiting



**45 Babies** served

For families with babies zero to three



**\$171,045** invested

Child Care Assistance



**19 Children** served

1 is in a high-quality center

For children under age 12 in families up to 150% FPL



**\$78,660** invested

NM Pre-K



**28 4-year-olds** served

Half-day program for 4-year-olds



**\$96,544** invested

#### Remediation

K-3 Plus



**0 K-3<sup>rd</sup> graders** served

Summer reading program for K-3<sup>rd</sup> graders



**\$0** invested

#### Quay County

#### NM

Total child population .....	1,867	513,903
Children under 5 .....	489	141,533
Children under 10 .....	1,018	285,278

Children living in low-income families .....	1,151	262,601
--	-------	---------

Median household income .....	\$30,802	\$43,872
-------------------------------	----------	----------

Number of T.E.A.C.H. scholarships awarded last year .....	3	652
---	---	-----

T.E.A.C.H. scholarships allow early education providers to increase their educational and training levels, and lead to higher-quality programs.

<sup>1</sup> About this county data from: Census ACS (demographics); and the New Mexico Association for the Education of Young Children (T.E.A.C.H. scholarships)

<sup>2</sup> Population served data from: CYFD and PED, 2014

<sup>3</sup> Estimated investment is based on LFC's average per child investment in FY14

<sup>4</sup> Race/ethnicity numbers may not total 100% due to rounding and/or categories that are not included in the data

\*For detailed sources and notes, please go to [www.nmvoices.org](http://www.nmvoices.org)

## Investments in Early Childhood Care and Education are Still Needed

Funding history <sup>1</sup> (in millions)		Need <sup>2</sup> & policy recommendations	Related indicators <sup>3</sup>
<b>Prevention</b>			
<b>Home Visiting</b>	<p>For families with babies zero to three</p>	<p>Total estimated need .... \$85 m</p> <p>Recommendation: Increase funding to expand high-quality home visiting services to cover more families and children.</p>	<p>The percentage of births that are covered by Medicaid</p>
<b>Child Care Assistance</b>	<p>For children under age 12 in families up to 150% FPL</p>	<p>Total estimated need .... \$143 m</p> <p>Recommendation: End the waiting list for child care assistance and restore services to families up to 200% of the poverty level.</p>	<p>The percentage of working families that are low-income</p>
<b>NM Pre-K</b>	<p>Half-day program for 4-year-olds</p>	<p>Total estimated need .... \$121 m (for full-day)</p> <p>Recommendation: Expand NM Pre-K to a full-day program and fully fund it so high-quality pre-K is available to all 4-year-olds.</p>	<p>The percentage of 4-year-olds enrolled in NM Pre-K or Head Start</p>
<b>Remediation</b>			
<b>K-3 Plus</b>	<p>Summer reading program for K-3<sup>rd</sup> graders</p>	<p>Total estimated need ... \$86 m</p> <p>Recommendation: Expand K-3 Plus to serve more students in low-income areas.</p>	<p>The percentage of 4th graders who are proficient and above in reading</p>

<sup>1</sup> **Funding history** amounts include: General Fund, other state funds, federal funds and TANF; Funding history sources: LFC Post-Session Reviews and CYFD  
<sup>2</sup> **Estimated need** is based on: LFC estimates; Catherine Kinney's assumptions and analysis in *Land Grant Permanent Fund: Opportunity for Early Childhood Investment, A Summary of the Evidence and an Example of Possible Fund Uses*, prepared for St. Joseph Community Health in 2012; and NM Voices for Children analysis  
<sup>3</sup> **Related indicators** data from: LFC (Medicaid births); U.S. Census ACS (low-income working families); CYFD and LFC (NM Pre-K and Head Start); and National Assessment of Educational Progress (4th grade reading proficiency)  
 For detailed sources and notes, please go to [www.nmvoices.org](http://www.nmvoices.org)