

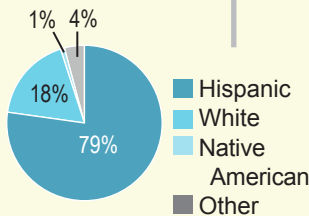
Doña Ana County

Investments in Early Childhood Care and Education are Still Needed

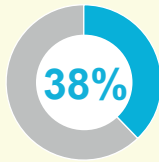
About this county¹

Senate Districts: 31, 35, 36, 37, 38
House Districts: 33, 34, 35, 36, 37, 39, 52, 53

Doña Ana County

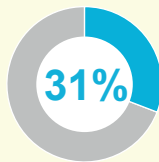
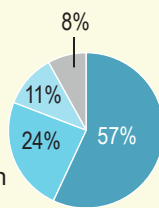


Child population by race/ethnicity⁴



Percentage of children living in poverty

New Mexico



Population served² & estimated annual investment³

Prevention

Home Visiting



322 Babies served

For families with babies zero to three



\$1,223,922 invested

Child Care Assistance



4,438 Children served

34 are in high-quality centers

For children under age 12 in families up to 150% FPL



\$18,373,320 invested

Doña Ana County

NM

Total child population	55,736	513,903
Children under 5	15,687	141,533
Children under 10	30,800	285,278

Children living in low-income families	35,358	262,601
--	--------	---------

Median household income	\$37,933	\$43,872
-------------------------------	----------	----------

Number of T.E.A.C.H. scholarships awarded last year	94	652
---	----	-----

T.E.A.C.H. scholarships allow early education providers to increase their educational and training levels, and lead to higher-quality programs.

NM Pre-K



1,229 4-year-olds served

Half-day program for 4-year-olds



\$4,237,592 invested

Remediation

K-3 Plus



1,448 K-3rd graders served

Summer reading program for K-3rd graders



\$1,723,120 invested

¹ About this county data from: Census ACS (demographics); and the New Mexico Association for the Education of Young Children (T.E.A.C.H. scholarships)

² Population served data from: CYFD and PED, 2014

³ Estimated investment is based on LFC's average per child investment in FY14

⁴ Race/ethnicity numbers may not total 100% due to rounding and/or categories that are not included in the data

*For detailed sources and notes, please go to www.nmvoices.org

Investments in Early Childhood Care and Education are Still Needed

Funding history ¹ (in millions)		Need ² & policy recommendations	Related indicators ³
Prevention			
Home Visiting <p>For families with babies zero to three</p>		Total estimated need \$85 m Recommendation: Increase funding to expand high-quality home visiting services to cover more families and children.	<p>82%</p> <p>The percentage of births that are covered by Medicaid</p>
	Child Care Assistance <p>For children under age 12 in families up to 150% FPL</p>		Total estimated need \$143 m Recommendation: End the waiting list for child care assistance and restore services to families up to 200% of the poverty level.
NM Pre-K <p>Half-day program for 4-year-olds</p>		Total estimated need \$121 m (for full-day) Recommendation: Expand NM Pre-K to a full-day program and fully fund it so high-quality pre-K is available to all 4-year-olds.	<p>44%</p> <p>The percentage of 4-year-olds enrolled in NM Pre-K or Head Start</p>
	K-3 Plus <p>Summer reading program for K-3rd graders</p>		Total estimated need ... \$86 m Recommendation: Expand K-3 Plus to serve more students in low-income areas.

¹ **Funding history** amounts include: General Fund, other state funds, federal funds and TANF; Funding history sources: LFC Post-Session Reviews and CYFD
² **Estimated need** is based on: LFC estimates; Catherine Kinney's assumptions and analysis in *Land Grant Permanent Fund: Opportunity for Early Childhood Investment, A Summary of the Evidence and an Example of Possible Fund Uses*, prepared for St. Joseph Community Health in 2012; and NM Voices for Children analysis
³ **Related indicators** data from: LFC (Medicaid births); U.S. Census ACS (low-income working families); CYFD and LFC (NM Pre-K and Head Start); and National Assessment of Educational Progress (4th grade reading proficiency)
 For detailed sources and notes, please go to www.nmvoices.org