

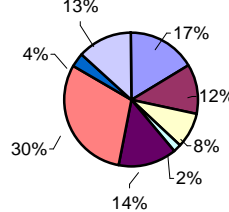
# Bare Bones Budget Tucumcari

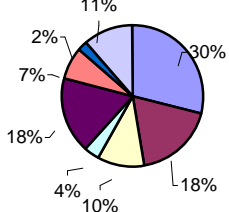


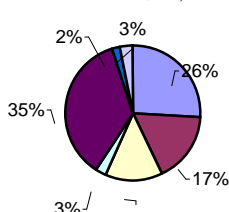
## Demographics(1)

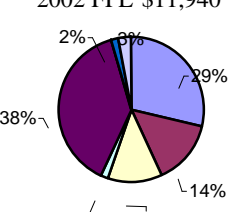
<b>Location</b>	
County	Quay
<b>Population</b>	5,989
Race/ethnicity	
Hispanic (%)	51.4
White, NonHispanic(%)	44.3
Native American (%)	1.4
African American (%)	1.3
Asian (%)	1.2
Population < 18 years old (%)	26.0
<b>Language(2)</b>	35.3
<b>Education</b>	
% HS grads(3)	69.4
<b>Employment</b>	
% unemployment	7
% 2-income families(4)	10.3
Median household income	\$22,560
% household income <\$15k	36.4
Average commuting time to work (minutes)	9.8
<b>Housing</b>	
Median annual gross rent (5)	\$3,528
Median value of owned home	\$48,900
% housing lacking plumbing	2.0
% housing lacking kitchen	1.4
<b>Medical (6)</b>	
Travel time to closest ER (minutes)	(local)
Travel time to closest clinic (minutes)	(local)

## Family Budget/Annual Expenses

2 Adults, infant, child	State Rank <sup>7</sup>	7
Annual BBB \$36,801		
2002 FPL \$18,100		
		
Housing	\$6,098	
Food	\$4,400	
Transportation	\$3,055	
Clothing	\$742	
Health Care	\$5,162	
Child Care	\$11,180	
Misc.	\$1,301	
Taxes	\$4,863	

1 Adult, 2 children	State Rank <sup>7</sup>	47
Annual BBB \$15,037		
2002 FPL \$15,020		
		
Housing	\$6,098	
Food	\$3,773	
Transportation	\$2,186	
Clothing	\$754	
Health Care	\$3,693	
Child Care	\$1,560	
Misc.	\$451	
Taxes	\$2,372	

Grandparents, grandchild	State Rank <sup>7</sup>	25
Annual BBB \$15,037		
2002 FPL \$15,020		
		
Housing	\$6,098	
Food	\$3,864	
Transportation	\$3,152	
Clothing	\$611	
Health Care	\$8,384	
Child Care	\$0	
Misc.	\$468	
Taxes	\$710	

Retired Couple	State Rank <sup>7</sup>	16
Annual BBB \$15,037		
2002 FPL \$11,940		
		
Housing	\$5,462	
Food	\$2,686	
Transportation	\$2,269	
Clothing	\$321	
Health Care	\$7,408	
Child Care	\$0	
Misc.	\$304	
Taxes	\$521	

- (1) Source: US Census 2000 (except Medical)  
 (2) % population speaking language other than English in home  
 (3) among population >25 years old  
 (4) as % of all families  
 (5) Source: US Census 2000, gross rent includes utilities  
 (6) Source: NM Quick Facts 2002, NM Health Policy Commission  
 (7) Rank is 1-52, highest to lowest