


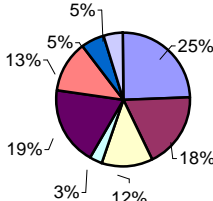
# Bare Bones Budget To'hajiilee

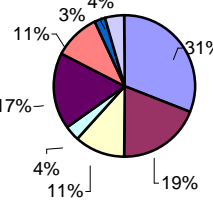


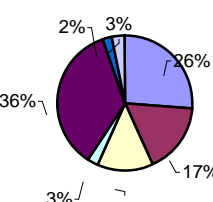
## Demographics(1)

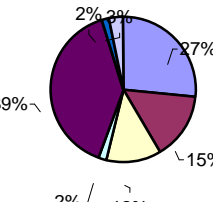
<b>Location</b>	
County	Bernalillo
<b>Population</b>	1,658
<b>Race/ethnicity</b>	
Hispanic (%)	3.0
White, NonHispanic(%)	0.4
Native American (%)	95.0
African American (%)	0.0
Asian (%)	1.0
Population < 18 years old (%)	n/a
<b>Language(2)</b>	94
<b>Education</b>	
% HS grads(3)	52.4
<b>Employment</b>	
% unemployment	11.9
% 2-income families(4)	49.6
Median household income	\$19,107
% household income <\$15k	42.6
Average commuting time to work (minutes)	39.5
<b>Housing</b>	
Median annual gross rent (5)	n/a
Median value of owned home	\$18,500
% housing lacking plumbing	38.9
% housing lacking kitchen	33.8
<b>Medical (6)</b>	
Travel time to closest ER (minutes)	56
Travel time to closest clinic (minutes)	56

## Family Budget/Annual Expenses

2 Adults, infant, child	State Rank <sup>7</sup>	50
Annual BBB \$24,646		
2002 FPL \$18,100		
		
Housing		\$6,086
Food		\$4,449
Transportation		\$3,010
Clothing		\$742
Health Care		\$4,731
Child Care		\$3,120
Misc.		\$1,330
Taxes		\$1,178

1 Adult, 2 children	State Rank <sup>7</sup>	46
Annual BBB \$19,603		
2002 FPL \$15,020		
		
Housing		\$6,086
Food		\$3,738
Transportation		\$2,188
Clothing		\$754
Health Care		\$3,405
Child Care		\$2,080
Misc.		\$493
Taxes		\$858

Grandparents, grandchild	State Rank <sup>7</sup>	30
Annual BBB \$23,131		
2002 FPL \$15,020		
		
Housing		\$6,086
Food		\$3,853
Transportation		\$3,102
Clothing		\$611
Health Care		\$8,272
Child Care		\$0
Misc.		\$493
Taxes		\$714

Retired Couple	State Rank <sup>7</sup>	26
Annual BBB \$18,415		
2002 FPL \$11,940		
		
Housing		\$4,898
Food		\$2,710
Transportation		\$2,263
Clothing		\$321
Health Care		\$7,359
Child Care		\$0
Misc.		\$317
Taxes		\$546

- (1) Source: US Census 2000 (except Medical)  
 (2) % population speaking language other than English in home  
 (3) among population >25 years old  
 (4) as % of all families  
 (5) Source: US Census 2000, gross rent includes utilities  
 (6) Source: NM Quick Facts 2002, NM Health Policy Commission  
 (7) Rank is 1-52, highest to lowest