


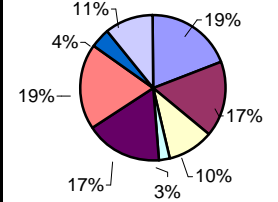
# Bare Bones Budget Ruidoso

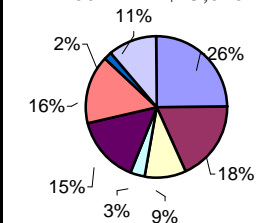


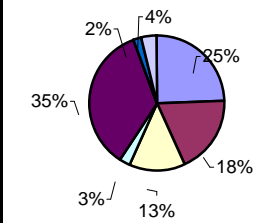
## Demographics(1)

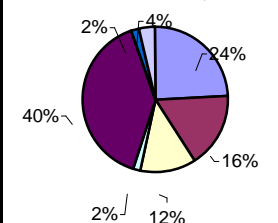
<b>Location</b>	
County	Lincoln
<b>Population</b>	7,698
Race/ethnicity	
Hispanic (%)	18.2
White, NonHispanic(%)	78.1
Native American (%)	2.4
African American (%)	0.3
Asian (%)	0.3
Population < 18 years old (%)	20.5
<b>Language(2)</b>	16.3
<b>Education</b>	
% HS grads(3)	88.5
<b>Employment</b>	
% unemployment	4.7
% 2-income families(4)	9.2
Median household income	\$37,107
% household income <\$15k	15.7
Average commuting time to work (minutes)	17.6
<b>Housing</b>	
Median annual gross rent (5)	\$5,904
Median value of owned home	\$113,900
% housing lacking plumbing	0.2
% housing lacking kitchen	0.4
<b>Medical (6)</b>	
Travel time to closest ER (minutes)	(local)
Travel time to closest clinic (minutes)	30

## Family Budget/Annual Expenses

2 Adults, infant, child	State Rank <sup>7</sup>	21
Annual BBB \$29,649		
2002 FPL \$18,100		
		
Housing		\$5,762
Food		\$4,940
Transportation		\$2,986
Clothing		\$742
Health Care		\$5,007
Child Care		\$5,720
Misc.		\$1,318
Taxes		\$3,174

1 Adult, 2 children	State Rank <sup>7</sup>	18
Annual BBB \$14,378		
2002 FPL \$15,020		
		
Housing		\$5,762
Food		\$4,134
Transportation		\$2,162
Clothing		\$754
Health Care		\$3,522
Child Care		\$3,640
Misc.		\$464
Taxes		\$2,543

Grandparents, grandchild	State Rank <sup>7</sup>	27
Annual BBB \$14,378		
2002 FPL \$15,020		
		
Housing		\$5,762
Food		\$4,263
Transportation		\$3,079
Clothing		\$611
Health Care		\$8,229
Child Care		\$0
Misc.		\$480
Taxes		\$826

Retired Couple	State Rank <sup>7</sup>	33
Annual BBB \$14,378		
2002 FPL \$11,940		
		
Housing		\$4,466
Food		\$2,986
Transportation		\$2,240
Clothing		\$321
Health Care		\$7,315
Child Care		\$0
Misc.		\$327
Taxes		\$644

- (1) Source: US Census 2000 (except Medical)  
 (2) % population speaking language other than English in home  
 (3) among population >25 years old  
 (4) as % of all families  
 (5) Source: US Census 2000, gross rent includes utilities  
 (6) Source: NM Quick Facts 2002, NM Health Policy Commission  
 (7) Rank is 1-52, highest to lowest