

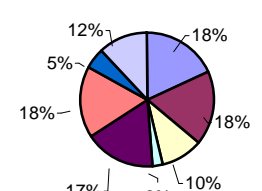
# Bare Bones Budget Quemado

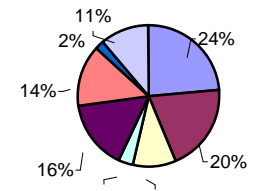


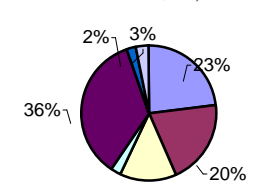
## Demographics(1)

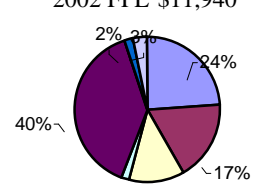
Location	
County	Catron
Population	
Race/ethnicity	n/a
Hispanic (%)	9.4
White, NonHispanic(%)	84.3
Native American (%)	6.1
African American (%)	0.1
Asian (%)	0.0
Population < 18 years old (%)	n/a
Language(2)	
	19.9
Education	
% HS grads(3)	81.1
Employment	
% unemployment	6.6
% 2-income families(4)	71.6
Median household income	\$22,500
% household income <\$15k	29.8
Average commuting time to work (minutes)	27.6
Housing	
Median annual gross rent (5)	n/a
Median value of owned home	\$83,200
% housing lacking plumbing	12.3
% housing lacking kitchen	12.1
Medical (6)	
Travel time to closest ER (minutes)	96
Travel time to closest clinic (minutes)	96

## Family Budget/Annual Expenses

2 Adults, infant, child		State Rank <sup>7</sup>	24
Annual BBB \$29,966			
2002 FPL \$18,100			
			
Housing	\$5,474		
Food	\$5,333		
Transportation	\$3,010		
Clothing	\$742		
Health Care	\$5,057		
Child Care	\$5,298		
Misc.	\$1,436		
Taxes	\$3,617		

1 Adult, 2 children		State Rank <sup>7</sup>	23
Annual BBB \$14,644			
2002 FPL \$15,020			
			
Housing	\$5,474		
Food	\$4,509		
Transportation	\$2,188		
Clothing	\$754		
Health Care	\$3,621		
Child Care	\$3,250		
Misc.	\$527		
Taxes	\$2,523		

Grandparents, grandchild		State Rank <sup>7</sup>	23
Annual BBB \$14,644			
2002 FPL \$15,020			
			
Housing	\$5,474		
Food	\$4,633		
Transportation	\$3,102		
Clothing	\$611		
Health Care	\$8,279		
Child Care	\$0		
Misc.	\$535		
Taxes	\$717		

Retired Couple		State Rank <sup>7</sup>	23
Annual BBB \$14,644			
2002 FPL \$11,940			
			
Housing	\$4,490		
Food	\$3,234		
Transportation	\$2,263		
Clothing	\$321		
Health Care	\$7,316		
Child Care	\$0		
Misc.	\$360		
Taxes	\$582		

- (1) Source: US Census 2000 (except Medical)  
 (2) % population speaking language other than English in home  
 (3) among population >25 years old  
 (4) as % of all families  
 (5) Source: US Census 2000, gross rent includes utilities  
 (6) Source: NM Quick Facts 2002, NM Health Policy Commission  
 (7) Rank is 1-52, highest to lowest