

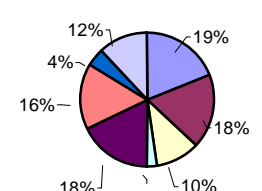
Bare Bones Budget Las Vegas

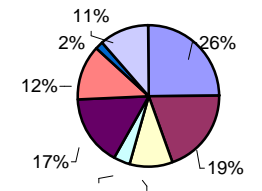


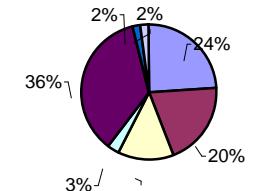
Demographics(1)

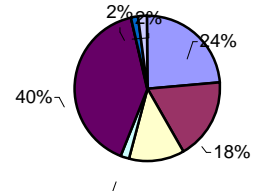
Location	
County	San Miguel
Population	14,565
Race/ethnicity	
Hispanic (%)	82.9
White, NonHispanic(%)	13.5
Native American (%)	2.0
African American (%)	1.0
Asian (%)	0.6
Population < 18 years old (%)	26.4
Language(2)	62.6
Education	
% HS grads(3)	75.9
Employment	
% unemployment	11.6
% 2-income families(4)	17.4
Median household income	\$24,214
% household income <\$15k	31.2
Average commuting time to work (minutes)	16.6
Housing	
Median annual gross rent (5)	\$4,620
Median value of owned home	\$87,100
% housing lacking plumbing	2.0
% housing lacking kitchen	1.6
Medical (6)	
Travel time to closest ER (minutes)	(local)
Travel time to closest clinic (minutes)	(local)

Family Budget/Annual Expenses

2 Adults, infant, child	State Rank ⁷	31
Annual BBB \$29,235		
2002 FPL \$18,100		
		
Housing		\$5,630
Food		\$5,208
Transportation		\$3,012
Clothing		\$742
Health Care		\$5,174
Child Care		\$4,708
Misc.		\$1,259
Taxes		\$3,503

1 Adult, 2 children	State Rank ⁷	28
Annual BBB \$14,506		
2002 FPL \$15,020		
		
Housing		\$5,630
Food		\$4,371
Transportation		\$2,198
Clothing		\$754
Health Care		\$3,730
Child Care		\$2,760
Misc.		\$442
Taxes		\$2,578

Grandparents, grandchild	State Rank ⁷	28
Annual BBB \$14,506		
2002 FPL \$15,020		
		
Housing		\$5,630
Food		\$4,560
Transportation		\$3,103
Clothing		\$611
Health Care		\$8,396
Child Care		\$0
Misc.		\$460
Taxes		\$444

Retired Couple	State Rank ⁷	39
Annual BBB \$14,506		
2002 FPL \$11,940		
		
Housing		\$4,370
Food		\$3,197
Transportation		\$2,270
Clothing		\$321
Health Care		\$7,399
Child Care		\$0
Misc.		\$309
Taxes		\$344

- (1) Source: US Census 2000 (except Medical)
 (2) % population speaking language other than English in home
 (3) among population >25 years old
 (4) as % of all families
 (5) Source: US Census 2000, gross rent includes utilities
 (6) Source: NM Quick Facts 2002, NM Health Policy Commission
 (7) Rank is 1-52, highest to lowest