


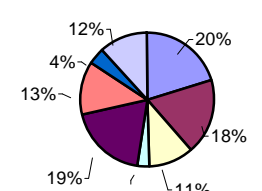
# Bare Bones Budget Hobbs

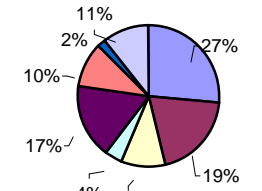


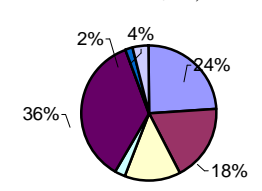
## Demographics(1)

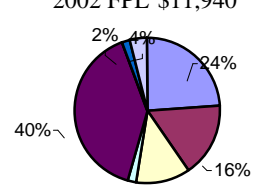
<b>Location</b>	
County	Lea
<b>Population</b>	28,657
Race/ethnicity	
Hispanic (%)	42.2
White, NonHispanic(%)	48.9
Native American (%)	1.1
African American (%)	6.8
Asian (%)	0.4
Population < 18 years old (%)	30.4
<b>Language(2)</b>	33.6
<b>Education</b>	
% HS grads(3)	66.1
<b>Employment</b>	
% unemployment	10.4
% 2-income families(4)	16.6
Median household income	\$28,100
% household income <\$15k	27.1
Average commuting time to work (minutes)	16.8
<b>Housing</b>	
Median annual gross rent (5)	\$4,716
Median value of owned home	\$51,200
% housing lacking plumbing	1.6
% housing lacking kitchen	2.1
<b>Medical (6)</b>	
Travel time to closest ER (minutes)	6
Travel time to closest clinic (minutes)	(local)

## Family Budget/Annual Expenses

2 Adults, infant, child	State Rank <sup>7</sup>	49
Annual BBB \$26,547		
2002 FPL \$18,100		
		
Housing		\$5,474
Food		\$4,747
Transportation		\$2,915
Clothing		\$742
Health Care		\$5,006
Child Care		\$3,485
Misc.		\$1,099
Taxes		\$3,079

1 Adult, 2 children	State Rank <sup>7</sup>	48
Annual BBB \$13,993		
2002 FPL \$15,020		
		
Housing		\$5,474
Food		\$3,963
Transportation		\$2,102
Clothing		\$754
Health Care		\$3,559
Child Care		\$2,088
Misc.		\$416
Taxes		\$2,162

Grandparents, grandchild	State Rank <sup>7</sup>	43
Annual BBB \$13,993		
2002 FPL \$15,020		
		
Housing		\$5,474
Food		\$4,097
Transportation		\$3,005
Clothing		\$611
Health Care		\$8,210
Child Care		\$0
Misc.		\$431
Taxes		\$852

Retired Couple	State Rank <sup>7</sup>	43
Annual BBB \$13,993		
2002 FPL \$11,940		
		
Housing		\$4,370
Food		\$2,871
Transportation		\$2,183
Clothing		\$321
Health Care		\$7,270
Child Care		\$0
Misc.		\$289
Taxes		\$711

- (1) Source: US Census 2000 (except Medical)  
 (2) % population speaking language other than English in home  
 (3) among population >25 years old  
 (4) as % of all families  
 (5) Source: US Census 2000, gross rent includes utilities  
 (6) Source: NM Quick Facts 2002, NM Health Policy Commission  
 (7) Rank is 1-52, highest to lowest