

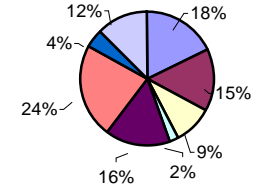
# Bare Bones Budget Gallup

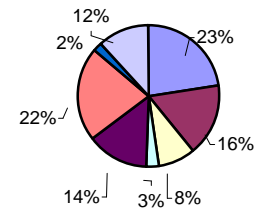


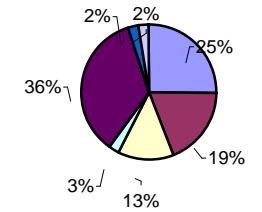
## Demographics(1)

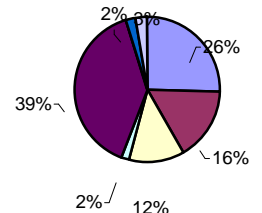
Location	
County	Mc Kinley
<b>Population</b>	20,209
Race/ethnicity	
Hispanic (%)	33.1
White, NonHispanic(%)	26.9
Native American (%)	36.6
African American (%)	1.1
Asian (%)	1.4
Population < 18 years old (%)	32.7
<b>Language(2)</b>	36
<b>Education</b>	
% HS grads(3)	78.5
<b>Employment</b>	
% unemployment	7.7
% 2-income families(4)	25.5
Median household income	\$34,868
% household income <\$15k	21.7
Average commuting time to work (minutes)	16.2
<b>Housing</b>	
Median annual gross rent (5)	\$5,376
Median value of owned home	\$97,000
% housing lacking plumbing	1.1
% housing lacking kitchen	0.9
<b>Medical (6)</b>	
Travel time to closest ER (minutes)	(local)
Travel time to closest clinic (minutes)	(local)

## Family Budget/Annual Expenses

2 Adults, infant, child	State Rank <sup>7</sup>	9
Annual BBB \$33,384		
2002 FPL \$18,100		
		
Housing		\$5,990
Food		\$5,059
Transportation		\$3,074
Clothing		\$742
Health Care		\$5,190
Child Care		\$7,699
Misc.		\$1,481
Taxes		\$4,148

1 Adult, 2 children	State Rank <sup>7</sup>	7
Annual BBB \$14,929		
2002 FPL \$15,020		
		
Housing		\$5,990
Food		\$4,285
Transportation		\$2,205
Clothing		\$754
Health Care		\$3,686
Child Care		\$5,750
Misc.		\$563
Taxes		\$3,057

Grandparents, grandchild	State Rank <sup>7</sup>	18
Annual BBB \$14,929		
2002 FPL \$15,020		
		
Housing		\$5,990
Food		\$4,411
Transportation		\$3,171
Clothing		\$611
Health Care		\$8,412
Child Care		\$0
Misc.		\$574
Taxes		\$592

Retired Couple	State Rank <sup>7</sup>	20
Annual BBB \$14,929		
2002 FPL \$11,940		
		
Housing		\$4,790
Food		\$3,044
Transportation		\$2,289
Clothing		\$321
Health Care		\$7,450
Child Care		\$0
Misc.		\$375
Taxes		\$485

- (1) Source: US Census 2000 (except Medical)  
 (2) % population speaking language other than English in home  
 (3) among population >25 years old  
 (4) as % of all families  
 (5) Source: US Census 2000, gross rent includes utilities  
 (6) Source: NM Quick Facts 2002, NM Health Policy Commission  
 (7) Rank is 1-52, highest to lowest