

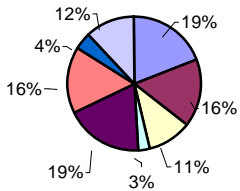
Bare Bones Budget Española

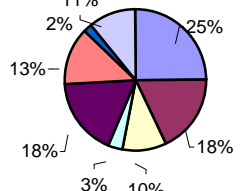


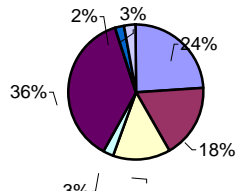
Demographics(1)

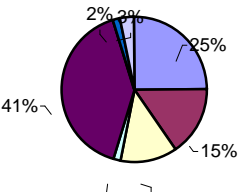
| | |
|--|---------------|
| Location | |
| County | SF/Rio Arriba |
| Population | 9,688 |
| Race/ethnicity | |
| Hispanic (%) | 84.4 |
| White, NonHispanic(%) | 11.8 |
| Native American (%) | 2.9 |
| African American (%) | 0.6 |
| Asian (%) | 0.1 |
| Population < 18 years old (%) | 27.8 |
| Language(2) | 68 |
| Education | |
| % HS grads(3) | 74.5 |
| Employment | |
| % unemployment | 9.2 |
| % 2-income families(4) | 22.9 |
| Median household income | \$27,144 |
| % household income <\$15k | 28.4 |
| Average commuting time to work (minutes) | 23.6 |
| Housing | |
| Median annual gross rent (5) | \$4,668 |
| Median value of owned home | \$117,800 |
| % housing lacking plumbing | 1.1 |
| % housing lacking kitchen | 1.2 |
| Medical (6) | |
| Travel time to closest ER (minutes) | (local) |
| Travel time to closest clinic (minutes) | (local) |

Family Budget/Annual Expenses

| | | |
|--|-------------------------|---------|
| 2 Adults, infant, child | State Rank ⁷ | 37 |
| Annual BBB \$28,586 | | |
| 2002 FPL \$18,100 | | |
|  | | |
| Housing | | \$5,546 |
| Food | | \$4,635 |
| Transportation | | \$3,022 |
| Clothing | | \$742 |
| Health Care | | \$5,336 |
| Child Care | | \$4,659 |
| Misc. | | \$1,245 |
| Taxes | | \$3,400 |

| | | |
|--|-------------------------|---------|
| 1 Adult, 2 children | State Rank ⁷ | 32 |
| Annual BBB \$14,455 | | |
| 2002 FPL \$15,020 | | |
|  | | |
| Housing | | \$5,546 |
| Food | | \$3,900 |
| Transportation | | \$2,203 |
| Clothing | | \$754 |
| Health Care | | \$3,894 |
| Child Care | | \$2,974 |
| Misc. | | \$437 |
| Taxes | | \$2,380 |

| | | |
|--|-------------------------|---------|
| Grandparents, grandchild | State Rank ⁷ | 36 |
| Annual BBB \$14,455 | | |
| 2002 FPL \$15,020 | | |
|  | | |
| Housing | | \$5,546 |
| Food | | \$4,045 |
| Transportation | | \$3,115 |
| Clothing | | \$611 |
| Health Care | | \$8,558 |
| Child Care | | \$0 |
| Misc. | | \$462 |
| Taxes | | \$670 |

| | | |
|--|-------------------------|---------|
| Retired Couple | State Rank ⁷ | 30 |
| Annual BBB \$14,455 | | |
| 2002 FPL \$11,940 | | |
|  | | |
| Housing | | \$4,586 |
| Food | | \$2,826 |
| Transportation | | \$2,276 |
| Clothing | | \$321 |
| Health Care | | \$7,506 |
| Child Care | | \$0 |
| Misc. | | \$307 |
| Taxes | | \$536 |

- (1) Source: US Census 2000 (except Medical)
 (2) % population speaking language other than English in home
 (3) among population >25 years old
 (4) as % of all families
 (5) Source: US Census 2000, gross rent includes utilities
 (6) Source: NM Quick Facts 2002, NM Health Policy Commission
 (7) Rank is 1-52, highest to lowest