


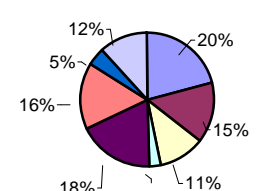
# Bare Bones Budget Deming

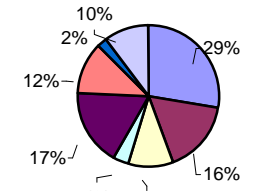


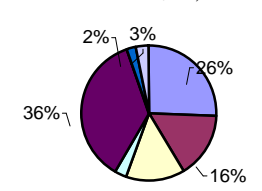
## Demographics(1)

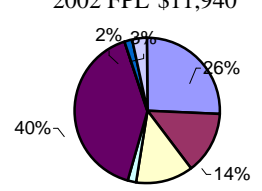
<b>Location</b>	
County	Luna
<b>Population</b>	14,116
Race/ethnicity	
Hispanic (%)	64.6
White, NonHispanic(%)	32.4
Native American (%)	1.4
African American (%)	1.2
Asian (%)	0.5
Population < 18 years old (%)	30.9
<b>Language(2)</b>	55.9
<b>Education</b>	
% HS grads(3)	57.6
<b>Employment</b>	
% unemployment	17.3
% 2-income families(4)	21.4
Median household income	\$20,081
% household income <\$15k	34.4
Average commuting time to work (minutes)	15.7
<b>Housing</b>	
Median annual gross rent (5)	\$3,864
Median value of owned home	\$65,200
% housing lacking plumbing	1.9
% housing lacking kitchen	1.7
<b>Medical (6)</b>	
Travel time to closest ER (minutes)	(local)
Travel time to closest clinic (minutes)	(local)

## Family Budget/Annual Expenses

2 Adults, infant, child	State Rank <sup>7</sup>	45
Annual BBB \$27,706		
2002 FPL \$18,100		
		
Housing		\$5,822
Food		\$4,060
Transportation		\$3,055
Clothing		\$742
Health Care		\$5,080
Child Care		\$4,458
Misc.		\$1,288
Taxes		\$3,201

1 Adult, 2 children	State Rank <sup>7</sup>	45
Annual BBB \$14,020		
2002 FPL \$15,020		
		
Housing		\$5,822
Food		\$3,415
Transportation		\$2,183
Clothing		\$754
Health Care		\$3,629
Child Care		\$2,526
Misc.		\$443
Taxes		\$2,179

Grandparents, grandchild	State Rank <sup>7</sup>	44
Annual BBB \$14,020		
2002 FPL \$15,020		
		
Housing		\$5,822
Food		\$3,522
Transportation		\$3,151
Clothing		\$611
Health Care		\$8,302
Child Care		\$0
Misc.		\$457
Taxes		\$704

Retired Couple	State Rank <sup>7</sup>	44
Annual BBB \$14,020		
2002 FPL \$11,940		
		
Housing		\$4,634
Food		\$2,479
Transportation		\$2,269
Clothing		\$321
Health Care		\$7,341
Child Care		\$0
Misc.		\$309
Taxes		\$575

- (1) Source: US Census 2000 (except Medical)
- (2) % population speaking language other than English in home
- (3) among population >25 years old
- (4) as % of all families
- (5) Source: US Census 2000, gross rent includes utilities
- (6) Source: NM Quick Facts 2002, NM Health Policy Commission
- (7) Rank is 1-52, highest to lowest