


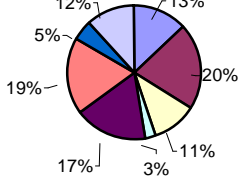
# Bare Bones Budget Cuba

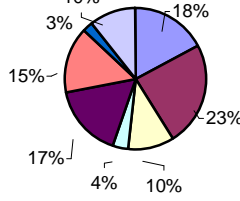


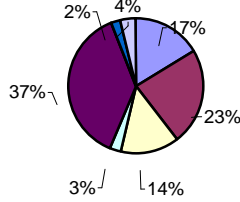
## Demographics(1)

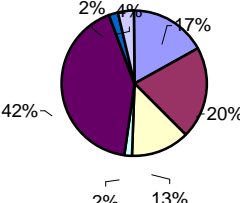
<b>Location</b>	
County	Sandoval
<b>Population</b>	590
Race/ethnicity	
Hispanic (%)	60.3
White, NonHispanic(%)	12.0
Native American (%)	26.8
African American (%)	0.2
Asian (%)	0.7
Population < 18 years old (%)	33.2
<b>Language(2)</b>	73.2
<b>Education</b>	
% HS grads(3)	65
<b>Employment</b>	
% unemployment	17.5
% 2-income families(4)	20.4
Median household income	\$21,538
% household income <\$15k	39.4
Average commuting time to work (minutes)	25.1
<b>Housing</b>	
Median annual gross rent (5)	\$2,736
Median value of owned home	\$85,000
% housing lacking plumbing	1.7
% housing lacking kitchen	1.7
<b>Medical (6)</b>	
Travel time to closest ER (minutes)	76
Travel time to closest clinic (minutes)	(local)

## Family Budget/Annual Expenses

2 Adults, infant, child	State Rank <sup>7</sup>	39
Annual BBB \$28,315		
2002 FPL \$18,100		
		
Housing		\$3,738
Food		\$5,883
Transportation		\$3,022
Clothing		\$742
Health Care		\$4,911
Child Care		\$5,298
Misc.		\$1,426
Taxes		\$3,294

1 Adult, 2 children	State Rank <sup>7</sup>	42
Annual BBB \$13,555		
2002 FPL \$15,020		
		
Housing		\$3,738
Food		\$5,003
Transportation		\$2,203
Clothing		\$754
Health Care		\$3,570
Child Care		\$3,250
Misc.		\$535
Taxes		\$2,227

Grandparents, grandchild	State Rank <sup>7</sup>	47
Annual BBB \$13,555		
2002 FPL \$15,020		
		
Housing		\$3,738
Food		\$5,114
Transportation		\$3,115
Clothing		\$611
Health Care		\$8,491
Child Care		\$0
Misc.		\$534
Taxes		\$801

Retired Couple	State Rank <sup>7</sup>	47
Annual BBB \$13,555		
2002 FPL \$11,940		
		
Housing		\$3,043
Food		\$3,605
Transportation		\$2,276
Clothing		\$321
Health Care		\$7,532
Child Care		\$0
Misc.		\$349
Taxes		\$641

- (1) Source: US Census 2000 (except Medical)
- (2) % population speaking language other than English in home
- (3) among population >25 years old
- (4) as % of all families
- (5) Source: US Census 2000, gross rent includes utilities
- (6) Source: NM Quick Facts 2002, NM Health Policy Commission
- (7) Rank is 1-52, highest to lowest