

Border **KIDS COUNT** 2007

A Special Report on Child Well-Being in New Mexico's Border Districts

The Barriers to the Well-Being of Border Kids in Senate District 37

Senator Leonard Lee Rawson

June 28, 2007

The U.S./Mexico border region is home to a dynamic multicultural environment and in New Mexico, a state in which 42 percent of the residents are Hispanic,¹ that proximity adds to the rich cultural heritage celebrated by all New Mexicans. The state has also experienced a strong and expanding economy. However, those living on or near the U.S./Mexico border have largely been left behind in this expansion. Child poverty rates are generally higher than in the state as a whole and many jobs do not pay very well. Moreover, colonias, unincorporated communities on or near the border, lack basic infrastructural needs, such as access to clean water, adequate solid waste disposal, and safe housing, among other basic necessities.² Not only does this make an already difficult life of poverty more burdensome, but these inadequate living conditions present immediate and long-term public health concerns.³ A compassionate society is one that not only ensures universal access to these essential needs, but also supports a strong economic infrastructure built on a solid public educational system and workforce development. Such a society cultivates a healthy and sustainable

economy that can compete globally, provide better economic security for families, and ultimately alleviate childhood poverty.

This report provides information for District 37, and most indicators are paired tables/charts below indicate, the child population in District 37 is slightly smaller than in the state as a whole, and Hispanic children comprise a majority of that population.

Many of District 37's children come from poor and low-income families and the poverty rate is most likely much higher for children living in the colonias. The annual median household income in 2000 was a little over \$28,000 for the entire U.S./Mexico border region, but yearly average incomes in colonias were estimated to be as little as \$5,000.⁴ In Doña Ana County, there are 35 communities, or parts of communities, designated as colonias by the U.S. Housing and Urban Development, while Sierra County has one such community (Butte City).⁵

Table I - General Population

	District 37		New Mexico	
	Number	Percentage	Number	Percentage
Total population	44,492	100	1,819,046	100
Population under age 18	11,686	26.3	508,574	28

Source: Population Reference Bureau, analysis of data from the U.S. Census Bureau, 2000 Census Summary File 1 and Summary File 3 (via the Annie E. Casey Foundation at www.aecf.org)

Table II - Child Population by Race and Hispanic Origin

	District 37		New Mexico	
	Number	Percentage	Number	Percentage
Population under age 18	11,686	100	508,574	100
Children of one race	11,076	94.8	480,210	94.4
White children	7,466	63.9	291,862	57.4
Black or African American children	241	2.1	10,683	2.1
American Indian or Alaska native children	191	1.6	64,953	12.8
Asian children	123	1.1	4,537	0.9
Native Hawaiian or other Pacific Islander children	8	0.1	478	0.1
Children of some other race	3,047	26.1	107,697	21.2
Children who marked two or more races	610	5.2	28,364	5.6
Hispanic children	7,121	60.9	258,806	50.9

Source: Population Reference Bureau, analysis of data from the U.S. Census Bureau, 2000 Census Summary File 1 and Summary File 3 (via the Annie E. Casey Foundation at www.aecf.org)

Children living in poverty are growing up without the resources they need to fulfill their potential. As the table below illustrates, some of District 37's children reside in neighborhoods where 20 percent or more of their neighbors live in poverty. Families living in neighborhoods with high poverty rates do not have access to the same economic and social opportunities that other families take for granted; their children are less likely to graduate from high school, more likely to be caught up in criminal activity, and less likely to work steadily either because of the distance to good jobs or poor public transportation systems.⁶

Table III - Where Our Children Live

	District 37		New Mexico	
	Number	Percentage	Number	Percentage
Population under age 18	11,686	100	508,574	100
Living in neighborhoods where 20% or more of the population is below poverty	3,621	31	209,296	41.2

Source: Population Reference Bureau, analysis of data from the U.S. Census Bureau, 2000 Census Summary File 1 and Summary File 3 (via the Annie E. Casey Foundation at www.aecf.org)

When looking at child poverty, several factors must be considered, such as how many parents live in the household and how many members contribute to the family income. For instance, children living in single-mother families have higher poverty rates due to childcare expenses, the gender wage gap, and uncollected child support among other factors.⁷ The following tables show how many children live in poor or low-income families and the living arrangements of children in poverty. In addition to single motherhood, other factors contributing to long-term child poverty are minority status and educational status.⁸

Table IV - How Many of Our Children Live in Poverty?

	District 37		New Mexico	
	Number	Percentage	Number	Percentage
Population under age 18 for whom poverty is determined	11,724	100	500,345	100
Below poverty	2,920	24.9	125,218	25
Below 50% poverty	1,216	10.4	53,542	10.7
Below 200% poverty	2,920	24.9	125,218	25

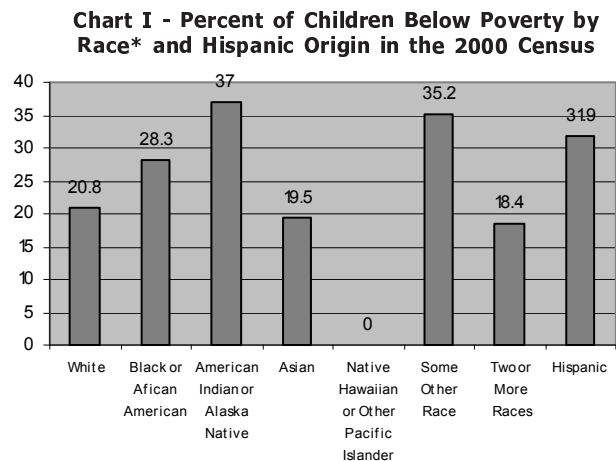
Table V - Family Living Arrangements

	Total	Living Below Poverty	
		Number	Percentage
Families with related children under age 18	6,164	1,240	20.1
Married-couple families with related children under age 18	4,240	516	12.2
Single-mother families with related children under age 18	1,374	572	41.6
Single-father families with related children under age 18	551	152	27.6

Source (Tables IV and V): Population Reference Bureau, analysis of data from the U.S. Census Bureau, 2000 Census Summary File 1 and Summary File 3 (via the Annie E. Casey Foundation at www.aecf.org)

The Role of Race

Race and ethnicity also play a major role in a child's well-being and the effects can carry into successive generations. In the 1930s, 1940s, and 1950s, two federal programs – the Home Owners Loan Corporation and the Federal Housing Authority – used mortgage redlining, local control, and blatant discrimination to prevent racial minorities from qualifying for mortgages.⁹ Because of these policies, banks would not insure loans to African-Americans, for example, making it harder for them to move out of low-income neighborhoods and build equity.¹⁰ This institutionalized racism – which created a white American middle-class that left racial minorities out – eventually led to the degradation of low-income neighborhoods.¹¹ Home ownership allows people to accrue personal wealth not available to renters, who cannot amass equity. This ownership/renter gap leads to further disparities for racial and ethnic minorities.¹² Without asset-building opportunities, many families have difficulty breaking out of the cycle of poverty. The chart to the right indicates the percentage of children in District 37 living in poverty by race and ethnicity.



*Hispanics, who can be of any race, are included in the racial figures shown here.

Source: Population Reference Bureau, analysis of data from U.S. Census Bureau, 2000 Census Summary File 3 (Tables P87 & P159A-P159H)

Language isolation can be another factor contributing to child poverty. The percentages of those who are foreign-born in Doña Ana County and Sierra County are 18.7 percent and 6.5 percent respectively; in Doña Ana County, 28 percent of these individuals and 10.5 percent in Sierra County live below the poverty level.¹³ The chart below shows how many children in District 37 are either linguistically isolated or do not speak English well. A linguistically isolated household is one in which those over the age of 14 have difficulty speaking English.¹⁴ When linguistically isolated, a child's involvement in school can be hampered and it is harder for the family to adapt to the mainstream culture, access public, medical, and other social services, find employment, and vote.¹⁵

Table VI Children's Language Abilities

	District 37		New Mexico	
	Number	Percentage	Number	Percentage
Children ages 5 to 17	8,966	100	378,433	100
Speak language other than English at home	3,510	39.1	118,218	31.2
Speak English less than "very well"	1,102	12.3	38,436	10.2
Linguistically isolated	852	9.5	25,143	6.6

Source: Population Reference Bureau, analysis of data from the U.S. Census Bureau, 2000 Census Summary File 1 and Summary File 3 (via the Annie E. Casey Foundation at www.aecf.org)

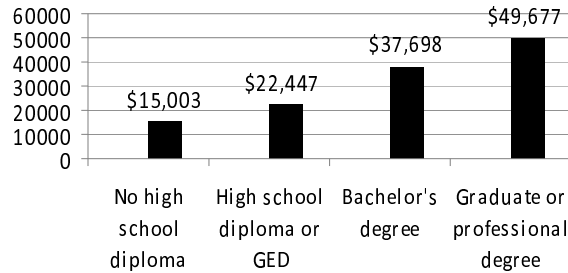
Educational Attainment and Income-Earning Potential

Children who live in poor or low-income families are less likely to stay in school and get the preparation necessary for future success. In fact, students from low-income families in 2001 were six times more likely to drop out of high school than their more affluent counterparts.¹⁶ The income-earning potential of New Mexico's children is reduced if they drop out of high school, and they are more likely limited to low-paying jobs with little or no opportunities for advancement.

In New Mexico, a person with a bachelor's degree earns two-and-a-half times more than a high school dropout; earning a graduate or professional degree yields even higher wages. The personal benefits of staying in high school and going to college are obvious, and the local economy benefits as well. An educated workforce encourages new ideas and methods for providing goods and services among local businesses, and potential employers consider educated citizens an asset when deciding where to locate new establishments.¹⁷

Furthermore, the state of New Mexico loses almost \$260,000 over the lifetime of each high school dropout in wages and taxes; with about 12,700 of New Mexico's children dropping out of high school every year, this translates into \$3.3 billion lost in wages, taxes and productivity.¹⁸ The table below illustrates the percentage of those youths in 2000 who dropped out of high school and are idle (meaning they are neither working nor in school) in District 37.

Chart II - 2005 Median Earnings in New Mexico



Source: 2005 American Community Survey

Table VII - Children's Educational Attainment

	District 37		New Mexico	
	Number	Percentage	Number	Percentage
Children ages 16 to 19	2,622	100	113,028	100
High school dropouts	231	8.8	13,665	12.1
Not in school and not working	184	7	13,447	11.9

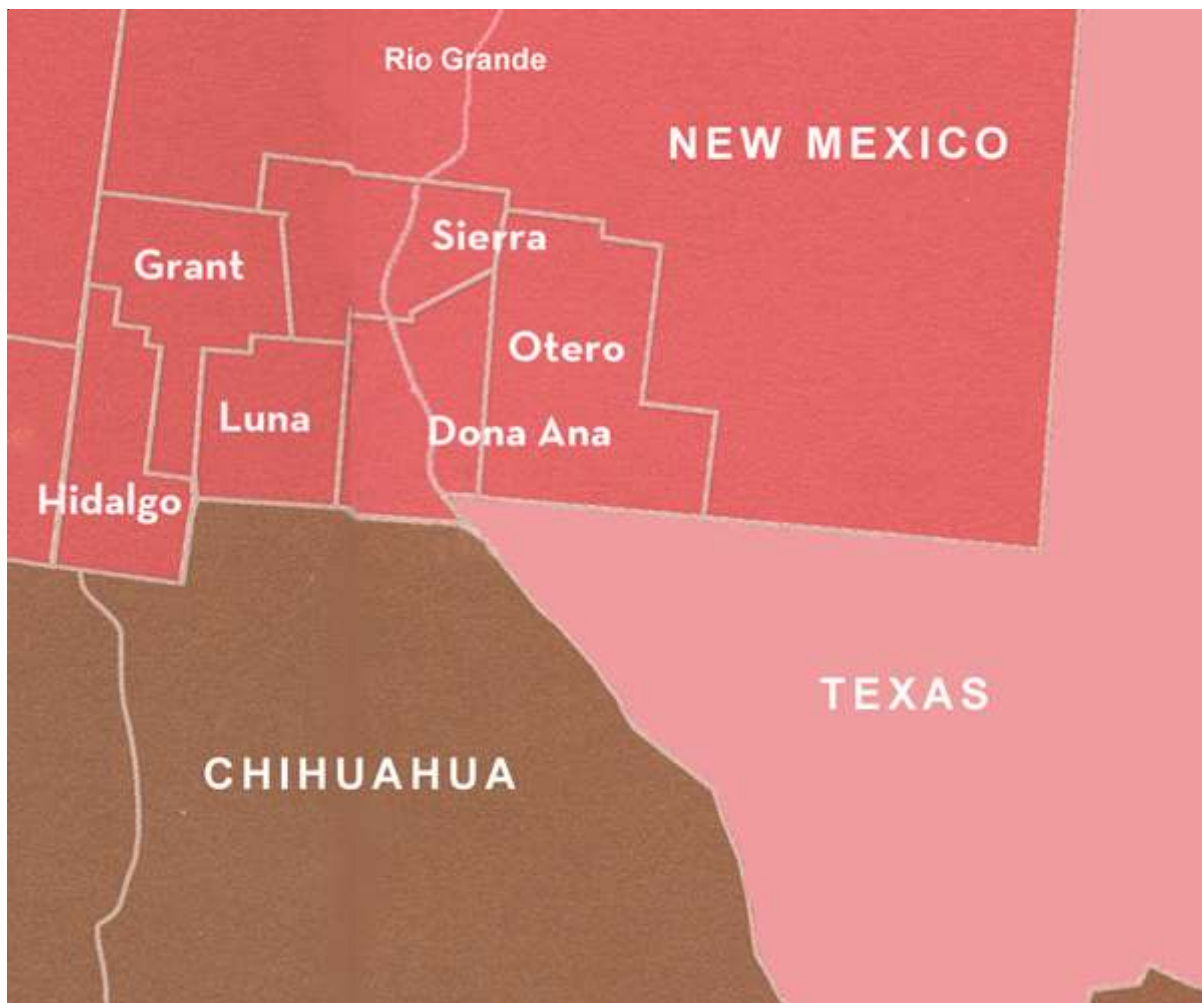
Source: Population Reference Bureau, analysis of data from the U.S. Census Bureau, 2000 Census Summary File 1 and Summary File 3 (via the Annie E. Casey Foundation at www.aecf.org)

Where Parents Work

Some of the largest industries in Doña Ana and Sierra Counties in 2006 were health care/social assistance and retail trade.¹⁹ The turnover rates during the first quarter of this period were 11.6 percent and 18.7 percent respectively in Doña Ana County; in Sierra County, the turnover rates were 29.9 percent and 12.5 percent.²⁰ By contrast, the turnover rate for education services in Doña Ana County was five percent.²¹ A high turnover rate is generally associated with low wages.²² An educated workforce that can attract industries that pay living wages or better, which offers hope for communities wanting to help its families break out of the cycle of poverty. Job creation, in and of itself, does not do that very well.

Conclusion

If children are windows on the future, then the economic future of the border region looks bleak as these children do not tend to have the necessary foundation from which to create a viable, if not prosperous, life for themselves and their families. If the communities in District 37 are to survive, the children who will one day make up their workforces must have an incentive to stay in their hometowns and neighborhoods. They must also be adequately prepared for the level of skills required for higher paying jobs – jobs that should be in their communities – in order to break through the economic barriers that challenge poor and low-income families from one generation to the next. Several initiatives and businesses around the border region recognize this. Some examples include the Silver City MainStreets initiative, the City of Deming’s enterprise community strategic plan, the Santa Teresa border crossing development, and the Spaceport. This vibrant and promising region is one in which all its children can grow up to fulfill their potential, contribute greatly to their communities, and provide economic security for their families.



Endnotes

¹Census 2000, (Washington, DC: U.S. Census Bureau), <http://www.census.gov>.

²Colonias Facts: Colonias Background and History, (Washington, DC: Environmental Protection Agency, 2003), <http://www.epa.gov/owm/mab/mexican/cnfcts.pdf>.

³Ibid.

⁴Housing in the Colonias, (Washington, DC: Housing Assistance Council, 2005), http://www.ruralhome.org/manager/uploads/colonias_infosheet.pdf.

⁵In Doña Ana County, these colonias are located in Anthony, Mesquite, Berino, Moongate, Brazito, Mountain View, Cattieland, Montana Vista, Chamberino, Old Picacho, Chaparral, Organ, Del Cerro, Placitas, Doña Ana, Radium Springs, El Milagro, Rincon, Fairacres, Rodey, Ft. Selden, Salem, Garfield, San Isidro, Hill, San Miguel, Joy Drive Subd., San Pablo, La Mesa, La Union, Vado, Las Palmeras, Winterheaven, Leasburg, and the City of Sunland Park. Designated Colonias in New Mexico, (Washington, DC: U.S. Department of Housing and Urban Development, 2007), <http://www.hud.gov/local/nm/groups/colonias/nm.cfm>.

⁶Margery Austin Turner and Lynette A. Rawlings, Overcoming Concentrated Poverty and Isolation: Lessons from Three HUD Demonstration Initiatives, (Washington, DC: The Urban Institute, 2005), 5, http://www.urban.org/UploadedPDF/311205_Poverty_FR.pdf.

⁷Jaqueline Kirby, "Single-Parent Families in Poverty," Human Development and Family Life Bulletin, Volume 1, Issue 1, (Columbus, OH: College of Education and Human Ecology, Ohio State University, 1995), <http://www.hec.ohio-state.edu/familife/bulletin/volume.1/bullart1.htm>.

⁸Lawrence Michel, Jared Bernstein, and Sylvia Allegretto, The State of Working America 2006/2007 (Washington, DC: Economic Policy Institute, 2007), 292.

⁹John a. powell [sic] and Stephen Menendian, Progressive Politics: The Strategic Importance of Race, (Columbus, OH: Kirwan Institute, Ohio State University, 2006), 17, <http://kirwaninstitute.org/publications/kirwanpublications.html>.

¹⁰Ibid., 17.

¹¹Ibid., 17- 18.

¹²Ibid., 17.

¹³Census 2000.

¹⁴Paul Siegel, Elizabeth Martin, and Rosalind Bruno, Language Use and Linguistic Isolation: Historical Data and Methodological Issues, (Washington, DC: U.S. Census Bureau, 2001), 3, <http://www.census.gov/population/socdemo/language/li-final.pdf>.

¹⁵Ibid., 2.

¹⁶Phillip Kaufman, Martha Naomi Alt, and Christopher D. Chapman, Dropout Rates in the United States: 2001, (Washington, DC: National Center for Educational Statistics, U.S. Department of Education, 2004), 8, <http://nces.ed.gov/pubs2005/2005046.pdf>.

¹⁷Robert Gibbs, "Education as a Rural Development Strategy," Amber Waves, Volume 3, Issue 5, (Washington, DC: Economic Research Service, U.S. Department of Agriculture, 2005), 22, <http://www.ers.usda.gov/AmberWaves/November05/Features/Education.htm>.

¹⁸Gabriela C. Guzman, "Dropouts a Drag on State Economy," Albuquerque Journal, May 5, 2007, sec. A.

¹⁹Labor Market Services – Area Profile, (Santa Fe, NM: New Mexico Department of Labor), <http://www.laser.state.nm.us>.

²⁰LEHD New Mexico Industry Reports, (Santa Fe, NM: New Mexico Department of Labor), <http://www.dol.state.nm.us/lehd/newmexico.html>.

²¹Ibid.

²²Julia Lane, "The Low-Wage Labor Market: Challenges and Opportunities for Economic Self-Sufficiency," The Role of Job Turnover in the Low-Wage Labor Market, (Washington, DC: The Urban Institute, 1999), 4, <http://www.aspe.hhs.gov/HSP/lwlm99/lane.htm>.

This research was funded by the Annie E. Casey Foundation. We thank them for their support but acknowledge that the findings and conclusions presented in this report are those of the author(s) alone, and do not necessarily reflect the opinions of the Foundation.



New Mexico KIDS COUNT is a program of New Mexico Voices for Children
2340 Alamo S.E., Suite 120
Albuquerque, New Mexico 87106
(505) 244-9505
www.nmvoices.org