


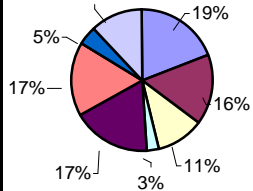
# Bare Bones Budget Santa Rosa

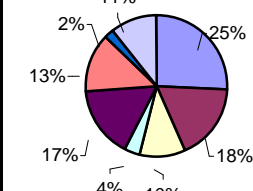


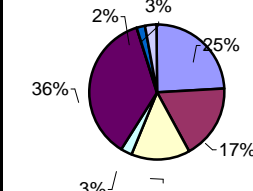
## Demographics(1)

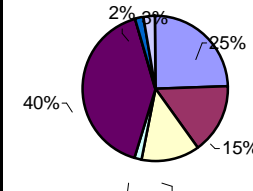
<b>Location</b>	
County	Guadalupe
<b>Population</b>	2,744
Race/ethnicity	
Hispanic (%)	81.2
White, NonHispanic(%)	14.0
Native American (%)	1.7
African American (%)	2.2
Asian (%)	0.9
Population < 18 years old (%)	23.1
<b>Language(2)</b>	65.7
<b>Education</b>	
% HS grads(3)	71.3
<b>Employment</b>	
% unemployment	6.6
% 2-income families(4)	16.2
Median household income	\$25,085
% household income <\$15k	32.7
Average commuting time to work (minutes)	11.7
<b>Housing</b>	
Median annual gross rent (5)	\$4,008
Median value of owned home	\$65,800
% housing lacking plumbing	1.5
% housing lacking kitchen	1.7
<b>Medical (6)</b>	
Travel time to closest ER (minutes)	(local)
Travel time to closest clinic (minutes)	(local)

## Family Budget/Annual Expenses

2 Adults, infant, child	State Rank <sup>7</sup>	43
Annual BBB \$27,974		
2002 FPL \$18,100		
		
Housing		\$5,474
Food		\$4,400
Transportation		\$3,025
Clothing		\$742
Health Care		\$4,976
Child Care		\$4,752
Misc.		\$1,301
Taxes		\$3,305

1 Adult, 2 children	State Rank <sup>7</sup>	43
Annual BBB \$13,770		
2002 FPL \$15,020		
		
Housing		\$5,474
Food		\$3,773
Transportation		\$2,157
Clothing		\$754
Health Care		\$3,540
Child Care		\$2,873
Misc.		\$451
Taxes		\$2,269

Grandparents, grandchild	State Rank <sup>7</sup>	49
Annual BBB \$13,770		
2002 FPL \$15,020		
		
Housing		\$5,474
Food		\$3,864
Transportation		\$3,121
Clothing		\$611
Health Care		\$8,198
Child Care		\$0
Misc.		\$468
Taxes		\$591

Retired Couple	State Rank <sup>7</sup>	51
Annual BBB \$13,770		
2002 FPL \$11,940		
		
Housing		\$4,370
Food		\$2,686
Transportation		\$2,244
Clothing		\$321
Health Care		\$7,262
Child Care		\$0
Misc.		\$304
Taxes		\$462

- (1) Source: US Census 2000 (except Medical)  
 (2) % population speaking language other than English in home  
 (3) among population >25 years old  
 (4) as % of all families  
 (5) Source: US Census 2000, gross rent includes utilities  
 (6) Source: NM Quick Facts 2002, NM Health Policy Commission  
 (7) Rank is 1-52, highest to lowest