

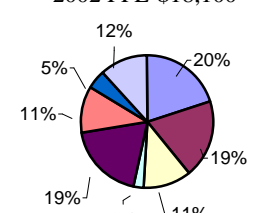
Bare Bones Budget Roy

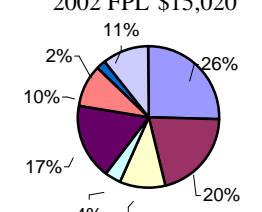


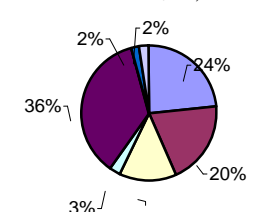
Demographics(1)

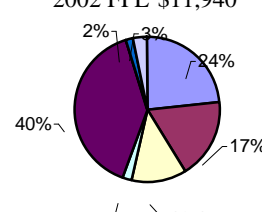
Location	
County	Harding
Population	304
Race/ethnicity	
Hispanic (%)	52.6
White, NonHispanic(%)	46.4
Native American (%)	2.0
African American (%)	0.0
Asian (%)	0.0
Population < 18 years old (%)	17.8
Language(2)	45.8
Education	
% HS grads(3)	65.6
Employment	
% unemployment	0
% 2-income families(4)	2.1
Median household income	\$21,111
% household income <\$15k	35.5
Average commuting time to work (minutes)	25.1
Housing	
Median annual gross rent (5)	\$2,904
Median value of owned home	\$22,500
% housing lacking plumbing	3.6
% housing lacking kitchen	3.1
Medical (6)	
Travel time to closest ER (minutes)	70
Travel time to closest clinic (minutes)	(local)

Family Budget/Annual Expenses

2 Adults, infant, child	State Rank ⁷	48
Annual BBB \$27,177		
2002 FPL \$18,100		
		
Housing		\$5,474
Food		\$5,208
Transportation		\$3,022
Clothing		\$742
Health Care		\$5,174
Child Care		\$3,120
Misc.		\$1,259
Taxes		\$3,178

1 Adult, 2 children	State Rank ⁷	41
Annual BBB \$14,516		
2002 FPL \$15,020		
		
Housing		\$5,474
Food		\$4,371
Transportation		\$2,203
Clothing		\$754
Health Care		\$3,730
Child Care		\$2,080
Misc.		\$442
Taxes		\$2,278

Grandparents, grandchild	State Rank ⁷	31
Annual BBB \$14,516		
2002 FPL \$15,020		
		
Housing		\$5,474
Food		\$4,560
Transportation		\$3,115
Clothing		\$611
Health Care		\$8,396
Child Care		\$0
Misc.		\$460
Taxes		\$486

Retired Couple	State Rank ⁷	27
Annual BBB \$14,516		
2002 FPL \$11,940		
		
Housing		\$4,370
Food		\$3,197
Transportation		\$2,276
Clothing		\$321
Health Care		\$7,399
Child Care		\$0
Misc.		\$309
Taxes		\$541

- (1) Source: US Census 2000 (except Medical)
 (2) % population speaking language other than English in home
 (3) among population >25 years old
 (4) as % of all families
 (5) Source: US Census 2000, gross rent includes utilities
 (6) Source: NM Quick Facts 2002, NM Health Policy Commission
 (7) Rank is 1-52, highest to lowest