


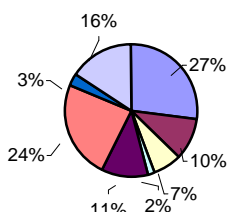
# Bare Bones Budget Rio Rancho

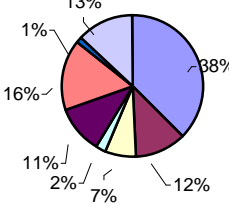


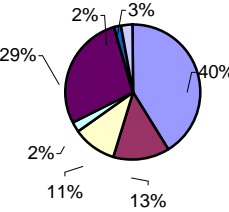
## Demographics(1)

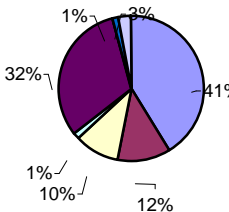
<b>Location</b>	
County	Sandoval
<b>Population</b>	51,765
Race/ethnicity	
Hispanic (%)	27.7
White, NonHispanic(%)	64.1
Native American (%)	2.4
African American (%)	2.7
Asian (%)	1.5
Population < 18 years old (%)	29.2
<b>Language(2)</b>	16.4
<b>Education</b>	
% HS grads(3)	91.2
<b>Employment</b>	
% unemployment	4.7
% 2-income families(4)	19.1
Median household income	\$47,169
% household income <\$15k	7.5
Average commuting time to work (minutes)	27.6
<b>Housing</b>	
Median annual gross rent (5)	\$9,684
Median value of owned home	\$112,900
% housing lacking plumbing	0.3
% housing lacking kitchen	0.7
<b>Medical (6)</b>	
Travel time to closest ER (minutes)	8
Travel time to closest clinic (minutes)	(local)

## Family Budget/Annual Expenses

2 Adults, infant, child	State Rank <sup>7</sup>	1
Annual BBB \$44,630		
2002 FPL \$18,100		
		
Housing	\$12,189	
Food	\$4,466	
Transportation	\$3,104	
Clothing	\$742	
Health Care	\$4,901	
Child Care	\$10,827	
Misc.	\$1,312	
Taxes	\$7,089	

1 Adult, 2 children	State Rank <sup>7</sup>	2
Annual BBB \$19,351		
2002 FPL \$15,020		
		
Housing	\$12,189	
Food	\$3,748	
Transportation	\$2,299	
Clothing	\$754	
Health Care	\$3,532	
Child Care	\$5,311	
Misc.	\$447	
Taxes	\$4,203	

Grandparents, grandchild	State Rank <sup>7</sup>	2
Annual BBB \$19,351		
2002 FPL \$15,020		
		
Housing	\$12,189	
Food	\$3,892	
Transportation	\$3,195	
Clothing	\$611	
Health Care	\$8,437	
Child Care	\$0	
Misc.	\$474	
Taxes	\$801	

Retired Couple	State Rank <sup>7</sup>	2
Annual BBB \$19,351		
2002 FPL \$11,940		
		
Housing	\$9,728	
Food	\$2,749	
Transportation	\$2,362	
Clothing	\$321	
Health Care	\$7,496	
Child Care	\$0	
Misc.	\$319	
Taxes	\$641	

- (1) Source: US Census 2000 (except Medical)  
 (2) % population speaking language other than English in home  
 (3) among population >25 years old  
 (4) as % of all families  
 (5) Source: US Census 2000, gross rent includes utilities  
 (6) Source: NM Quick Facts 2002, NM Health Policy Commission  
 (7) Rank is 1-52, highest to lowest