

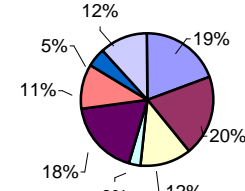
Bare Bones Budget Reserve

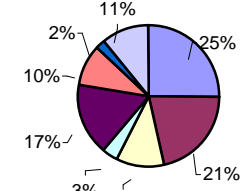


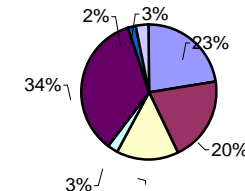
Demographics(1)

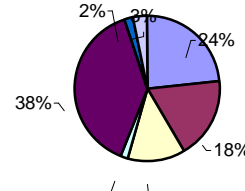
Location	
County	Catron
Population	387
Race/ethnicity	
Hispanic (%)	40.6
White, NonHispanic(%)	56.6
Native American (%)	0.5
African American (%)	0.5
Asian (%)	0.0
Population < 18 years old (%)	24.5
Language(2)	23.8
Education	
% HS grads(3)	75.3
Employment	
% unemployment	6.7
% 2-income families(4)	19.1
Median household income	\$24,750
% household income <\$15k	34.9
Average commuting time to work (minutes)	14.5
Housing	
Median annual gross rent (5)	\$4,860
Median value of owned home	\$75,300
% housing lacking plumbing	2.7
% housing lacking kitchen	1.9
Medical (6)	
Travel time to closest ER (minutes)	86
Travel time to closest clinic (minutes)	(local)

Family Budget/Annual Expenses

2 Adults, infant, child	State Rank ⁷	44
Annual BBB \$27,947		
2002 FPL \$18,100		
		
Housing		\$5,474
Food		\$5,510
Transportation		\$3,381
Clothing		\$742
Health Care		\$5,123
Child Care		\$3,120
Misc.		\$1,298
Taxes		\$3,298

1 Adult, 2 children	State Rank ⁷	38
Annual BBB \$15,214		
2002 FPL \$15,020		
		
Housing		\$5,474
Food		\$4,581
Transportation		\$2,355
Clothing		\$754
Health Care		\$3,613
Child Care		\$2,080
Misc.		\$483
Taxes		\$2,324

Grandparents, grandchild	State Rank ⁷	17
Annual BBB \$15,214		
2002 FPL \$15,020		
		
Housing		\$5,474
Food		\$4,743
Transportation		\$3,495
Clothing		\$611
Health Care		\$8,345
Child Care		\$0
Misc.		\$505
Taxes		\$717

Retired Couple	State Rank ⁷	18
Annual BBB \$15,214		
2002 FPL \$11,940		
		
Housing		\$4,490
Food		\$3,315
Transportation		\$2,459
Clothing		\$321
Health Care		\$7,410
Child Care		\$0
Misc.		\$344
Taxes		\$582

- (1) Source: US Census 2000 (except Medical)
- (2) % population speaking language other than English in home
- (3) among population >25 years old
- (4) as % of all families
- (5) Source: US Census 2000, gross rent includes utilities
- (6) Source: NM Quick Facts 2002, NM Health Policy Commission
- (7) Rank is 1-52, highest to lowest