

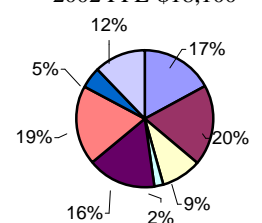
Bare Bones Budget Raton

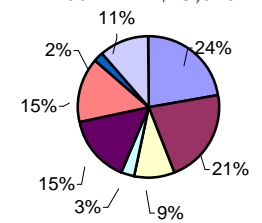


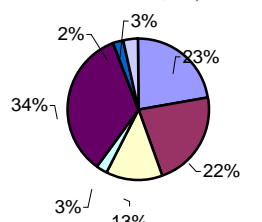
Demographics(1)

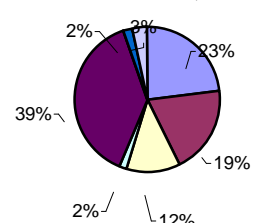
Location	
County	Colfax
Population	7,282
Race/ethnicity	
Hispanic (%)	57.0
White, NonHispanic(%)	40.7
Native American (%)	1.6
African American (%)	0.2
Asian (%)	0.4
Population < 18 years old (%)	25.1
Language(2)	29.2
Education	
% HS grads(3)	75.8
Employment	
% unemployment	7.2
% 2-income families(4)	19.0
Median household income	\$27,028
% household income <\$15k	24.9
Average commuting time to work (minutes)	13.4
Housing	
Median annual gross rent (5)	\$4,740
Median value of owned home	\$68,400
% housing lacking plumbing	0.5
% housing lacking kitchen	0.5
Medical (6)	
Travel time to closest ER (minutes)	(local)
Travel time to closest clinic (minutes)	(local)

Family Budget/Annual Expenses

2 Adults, infant, child	State Rank ⁷	12
Annual BBB \$31,935		
2002 FPL \$18,100		
		
Housing		\$5,474
Food		\$6,034
Transportation		\$3,022
Clothing		\$742
Health Care		\$5,143
Child Care		\$5,980
Misc.		\$1,625
Taxes		\$3,915

1 Adult, 2 children	State Rank ⁷	10
Annual BBB \$15,171		
2002 FPL \$15,020		
		
Housing		\$5,474
Food		\$5,180
Transportation		\$2,203
Clothing		\$754
Health Care		\$3,677
Child Care		\$3,640
Misc.		\$564
Taxes		\$2,740

Grandparents, grandchild	State Rank ⁷	12
Annual BBB \$15,171		
2002 FPL \$15,020		
		
Housing		\$5,474
Food		\$5,312
Transportation		\$3,115
Clothing		\$611
Health Care		\$8,365
Child Care		\$0
Misc.		\$566
Taxes		\$824

Retired Couple	State Rank ⁷	13
Annual BBB \$15,171		
2002 FPL \$11,940		
		
Housing		\$4,466
Food		\$3,691
Transportation		\$2,276
Clothing		\$321
Health Care		\$7,393
Child Care		\$0
Misc.		\$371
Taxes		\$628

- (1) Source: US Census 2000 (except Medical)
 (2) % population speaking language other than English in home
 (3) among population >25 years old
 (4) as % of all families
 (5) Source: US Census 2000, gross rent includes utilities
 (6) Source: NM Quick Facts 2002, NM Health Policy Commission
 (7) Rank is 1-52, highest to lowest