

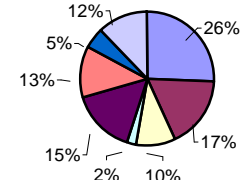
Bare Bones Budget Questa

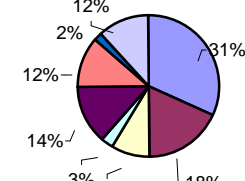


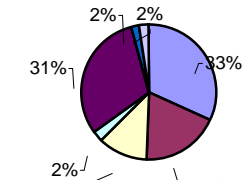
Demographics(1)

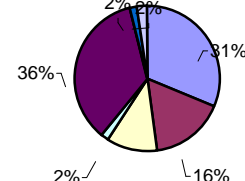
Location	
County	Taos
Population	1,864
Race/ethnicity	
Hispanic (%)	80.5
White, NonHispanic(%)	17.8
Native American (%)	0.7
African American (%)	0.1
Asian (%)	0.1
Population < 18 years old (%)	28.0
Language(2)	63.9
Education	
% HS grads(3)	65.1
Employment	
% unemployment	14.6
% 2-income families(4)	13.8
Median household income	\$23,448
% household income <\$15k	34.7
Average commuting time to work (minutes)	24.4
Housing	
Median annual gross rent (5)	\$5,208
Median value of owned home	\$95,000
% housing lacking plumbing	1.4
% housing lacking kitchen	0.9
Medical (6)	
Travel time to closest ER (minutes)	22
Travel time to closest clinic (minutes)	22

Family Budget/Annual Expenses

2 Adults, infant, child	State Rank ⁷	10
Annual BBB \$32,875		
2002 FPL \$18,100		
		
Housing		\$8,510
Food		\$5,619
Transportation		\$3,132
Clothing		\$742
Health Care		\$5,078
Child Care		\$4,160
Misc.		\$1,586
Taxes		\$4,048

1 Adult, 2 children	State Rank ⁷	6
Annual BBB \$16,907		
2002 FPL \$15,020		
		
Housing		\$8,510
Food		\$4,781
Transportation		\$2,257
Clothing		\$754
Health Care		\$3,654
Child Care		\$3,120
Misc.		\$524
Taxes		\$3,111

Grandparents, grandchild	State Rank ⁷	4
Annual BBB \$16,907		
2002 FPL \$15,020		
		
Housing		\$8,510
Food		\$4,879
Transportation		\$3,230
Clothing		\$611
Health Care		\$8,300
Child Care		\$0
Misc.		\$548
Taxes		\$572

Retired Couple	State Rank ⁷	5
Annual BBB \$16,907		
2002 FPL \$11,940		
		
Housing		\$6,482
Food		\$3,366
Transportation		\$2,337
Clothing		\$321
Health Care		\$7,322
Child Care		\$0
Misc.		\$362
Taxes		\$463

- (1) Source: US Census 2000 (except Medical)
 (2) % population speaking language other than English in home
 (3) among population >25 years old
 (4) as % of all families
 (5) Source: US Census 2000, gross rent includes utilities
 (6) Source: NM Quick Facts 2002, NM Health Policy Commission
 (7) Rank is 1-52, highest to lowest