

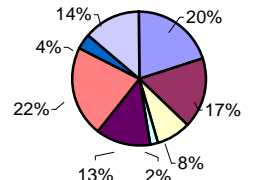
Bare Bones Budget Los Lunas

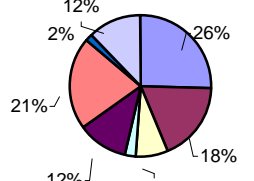


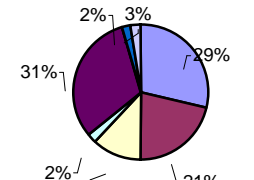
Demographics(1)

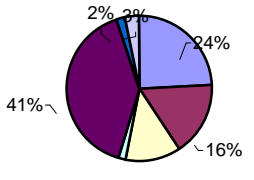
Location	
County	Valencia
Population	10,034
Race/ethnicity	
Hispanic (%)	58.7
White, NonHispanic(%)	37.0
Native American (%)	2.6
African American (%)	1.2
Asian (%)	0.5
Population < 18 years old (%)	31.1
Language(2)	28.1
Education	
% HS grads(3)	81.5
Employment	
% unemployment	4.7
% 2-income families(4)	22.3
Median household income	\$36,240
% household income <\$15k	15.8
Average commuting time to work (minutes)	26.1
Housing	
Median annual gross rent (5)	\$5,976
Median value of owned home	\$100,000
% housing lacking plumbing	0.2
% housing lacking kitchen	0.2
Medical (6)	
Travel time to closest ER (minutes)	21
Travel time to closest clinic (minutes)	(local)

Family Budget/Annual Expenses

2 Adults, infant, child	State Rank ⁷	5
Annual BBB \$37,752		
2002 FPL \$18,100		
		
Housing		\$7,679
Food		\$6,401
Transportation		\$2,986
Clothing		\$742
Health Care		\$4,899
Child Care		\$8,472
Misc.		\$1,330
Taxes		\$5,243

1 Adult, 2 children	State Rank ⁷	3
Annual BBB \$16,852		
2002 FPL \$15,020		
		
Housing		\$7,679
Food		\$5,519
Transportation		\$2,162
Clothing		\$754
Health Care		\$3,557
Child Care		\$6,370
Misc.		\$493
Taxes		\$3,671

Grandparents, grandchild	State Rank ⁷	5
Annual BBB \$16,852		
2002 FPL \$15,020		
		
Housing		\$7,679
Food		\$5,618
Transportation		\$3,079
Clothing		\$611
Health Care		\$8,436
Child Care		\$0
Misc.		\$493
Taxes		\$695

Retired Couple	State Rank ⁷	4
Annual BBB \$16,852		
2002 FPL \$11,940		
		
Housing		\$6,160
Food		\$3,907
Transportation		\$2,240
Clothing		\$321
Health Care		\$7,477
Child Care		\$0
Misc.		\$317
Taxes		\$534

- (1) Source: US Census 2000 (except Medical)
 (2) % population speaking language other than English in home
 (3) among population >25 years old
 (4) as % of all families
 (5) Source: US Census 2000, gross rent includes utilities
 (6) Source: NM Quick Facts 2002, NM Health Policy Commission
 (7) Rank is 1-52, highest to lowest