

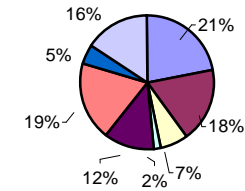
Bare Bones Budget Los Alamos

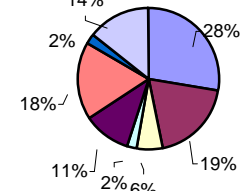


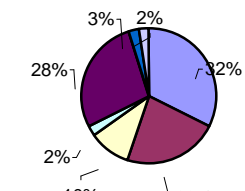
Demographics(1)

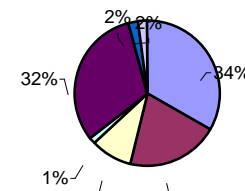
Location	
County	Los Alamos
Population	11,909
Race/ethnicity	
Hispanic (%)	12.2
White, NonHispanic(%)	80.8
Native American (%)	0.6
African American (%)	0.4
Asian (%)	4.5
Population < 18 years old (%)	24.8
Language(2)	13.2
Education	
% HS grads(3)	96.4
Employment	
% unemployment	2.3
% 2-income families(4)	13.1
Median household income	\$71,536
% household income <\$15k	6.3
Average commuting time to work (minutes)	14.6
Housing	
Median annual gross rent (5)	\$7,800
Median value of owned home	\$228,500
% housing lacking plumbing	0.2
% housing lacking kitchen	0.1
Medical (6)	
Travel time to closest ER (minutes)	(local)
Travel time to closest clinic (minutes)	(local)

Family Budget/Annual Expenses

2 Adults, infant, child	State Rank ⁷	2
Annual BBB \$44,356		
2002 FPL \$18,100		
		
Housing	\$9,897	
Food	\$7,867	
Transportation	\$2,934	
Clothing	\$742	
Health Care	\$5,286	
Child Care	\$8,472	
Misc.	\$2,119	
Taxes	\$7,039	

1 Adult, 2 children	State Rank ⁷	1
Annual BBB \$19,968		
2002 FPL \$15,020		
		
Housing	\$9,897	
Food	\$6,715	
Transportation	\$2,102	
Clothing	\$754	
Health Care	\$3,858	
Child Care	\$6,370	
Misc.	\$778	
Taxes	\$5,112	

Grandparents, grandchild	State Rank ⁷	1
Annual BBB \$19,968		
2002 FPL \$15,020		
		
Housing	\$9,897	
Food	\$6,877	
Transportation	\$3,026	
Clothing	\$611	
Health Care	\$8,547	
Child Care	\$0	
Misc.	\$783	
Taxes	\$681	

Retired Couple	State Rank ⁷	1
Annual BBB \$19,968		
2002 FPL \$11,940		
		
Housing	\$7,915	
Food	\$4,795	
Transportation	\$2,188	
Clothing	\$321	
Health Care	\$7,506	
Child Care	\$0	
Misc.	\$525	
Taxes	\$469	

- (1) Source: US Census 2000 (except Medical)
- (2) % population speaking language other than English in home
- (3) among population >25 years old
- (4) as % of all families
- (5) Source: US Census 2000, gross rent includes utilities
- (6) Source: NM Quick Facts 2002, NM Health Policy Commission
- (7) Rank is 1-52, highest to lowest