

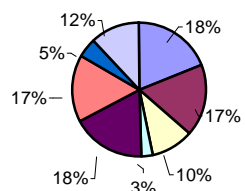
# Bare Bones Budget Lordsburg

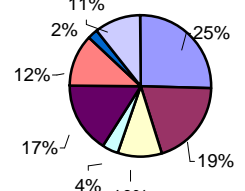


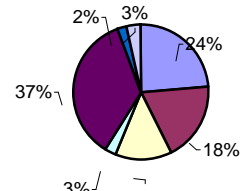
## Demographics(1)

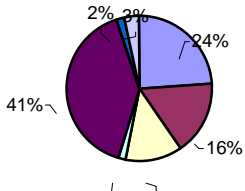
<b>Location</b>	
County	Hidalgo
<b>Population</b>	3,379
Race/ethnicity	
Hispanic (%)	74.4
White, NonHispanic(%)	24.2
Native American (%)	0.8
African American (%)	0.6
Asian (%)	0.5
Population < 18 years old (%)	31.9
<b>Language(2)</b>	56.3
<b>Education</b>	
% HS grads(3)	62.7
<b>Employment</b>	
% unemployment	11.6
% 2-income families(4)	21.2
Median household income	\$21,036
% household income <\$15k	39.0
Average commuting time to work (minutes)	18.3
<b>Housing</b>	
Median annual gross rent (5)	\$3,168
Median value of owned home	\$47,200
% housing lacking plumbing	1.3
% housing lacking kitchen	0.7
<b>Medical (6)</b>	
Travel time to closest ER (minutes)	41
Travel time to closest clinic (minutes)	(local)

## Family Budget/Annual Expenses

2 Adults, infant, child	State Rank <sup>7</sup>	35
Annual BBB \$28,733		
2002 FPL \$18,100		
		
Housing		\$5,474
Food		\$4,963
Transportation		\$2,989
Clothing		\$742
Health Care		\$5,037
Child Care		\$4,768
Misc.		\$1,335
Taxes		\$3,425

1 Adult, 2 children	State Rank <sup>7</sup>	39
Annual BBB \$14,330		
2002 FPL \$15,020		
		
Housing		\$5,474
Food		\$4,125
Transportation		\$2,151
Clothing		\$754
Health Care		\$3,542
Child Care		\$2,569
Misc.		\$481
Taxes		\$2,281

Grandparents, grandchild	State Rank <sup>7</sup>	40
Annual BBB \$14,330		
2002 FPL \$15,020		
		
Housing		\$5,474
Food		\$4,234
Transportation		\$3,082
Clothing		\$611
Health Care		\$8,259
Child Care		\$0
Misc.		\$488
Taxes		\$755

Retired Couple	State Rank <sup>7</sup>	41
Annual BBB \$14,330		
2002 FPL \$11,940		
		
Housing		\$4,370
Food		\$2,967
Transportation		\$2,233
Clothing		\$321
Health Care		\$7,342
Child Care		\$0
Misc.		\$329
Taxes		\$595

- (1) Source: US Census 2000 (except Medical)
- (2) % population speaking language other than English in home
- (3) among population >25 years old
- (4) as % of all families
- (5) Source: US Census 2000, gross rent includes utilities
- (6) Source: NM Quick Facts 2002, NM Health Policy Commission
- (7) Rank is 1-52, highest to lowest