


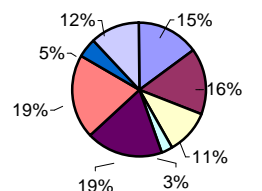
# Bare Bones Budget Hatch

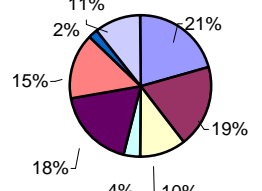


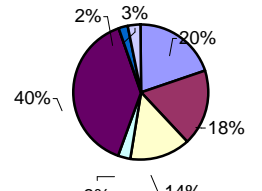
## Demographics(1)

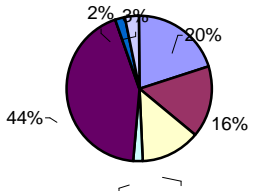
<b>Location</b>	
County	Dona Ana
<b>Population</b>	1,673
<b>Race/ethnicity</b>	
Hispanic (%)	79.2
White, NonHispanic(%)	18.8
Native American (%)	1.0
African American (%)	0.4
Asian (%)	0.0
Population < 18 years old (%)	35.7
<b>Language(2)</b>	75.2
<b>Education</b>	
% HS grads(3)	45.5
<b>Employment</b>	
% unemployment	15.7
% 2-income families(4)	22.6
Median household income	\$21,250
% household income <\$15k	34.2
Average commuting time to work (minutes)	22.8
<b>Housing</b>	
Median annual gross rent (5)	\$3,180
Median value of owned home	\$59,700
% housing lacking plumbing	1.3
% housing lacking kitchen	0.8
<b>Medical (6)</b>	
Travel time to closest ER (minutes)	33
Travel time to closest clinic (minutes)	(local)

## Family Budget/Annual Expenses

2 Adults, infant, child		State Rank <sup>7</sup>	41
Annual BBB \$28,192			
2002 FPL \$18,100			
			
Housing	\$4,278		
Food	\$4,513		
Transportation	\$2,967		
Clothing	\$742		
Health Care	\$5,236		
Child Care	\$5,720		
Misc.	\$1,393		
Taxes	\$3,344		

1 Adult, 2 children		State Rank <sup>7</sup>	50
Annual BBB \$13,186			
2002 FPL \$15,020			
			
Housing	\$4,278		
Food	\$3,803		
Transportation	\$2,140		
Clothing	\$754		
Health Care	\$3,756		
Child Care	\$3,120		
Misc.	\$458		
Taxes	\$2,187		

Grandparents, grandchild		State Rank <sup>7</sup>	52
Annual BBB \$13,186			
2002 FPL \$15,020			
			
Housing	\$4,278		
Food	\$3,916		
Transportation	\$3,059		
Clothing	\$611		
Health Care	\$8,494		
Child Care	\$0		
Misc.	\$489		
Taxes	\$661		

Retired Couple		State Rank <sup>7</sup>	52
Annual BBB \$13,186			
2002 FPL \$11,940			
			
Housing	\$3,470		
Food	\$2,738		
Transportation	\$2,221		
Clothing	\$321		
Health Care	\$7,504		
Child Care	\$0		
Misc.	\$335		
Taxes	\$547		

- (1) Source: US Census 2000 (except Medical)  
 (2) % population speaking language other than English in home  
 (3) among population >25 years old  
 (4) as % of all families  
 (5) Source: US Census 2000, gross rent includes utilities  
 (6) Source: NM Quick Facts 2002, NM Health Policy Commission  
 (7) Rank is 1-52, highest to lowest