

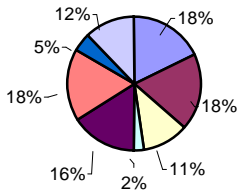
Bare Bones Budget Glenwood

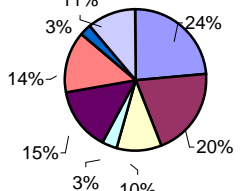


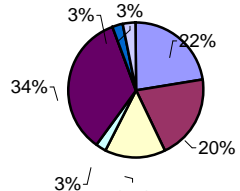
Demographics(1)

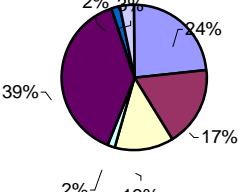
Location	
County	Catron
Population	n/a
Race/ethnicity	
Hispanic (%)	16.5
White, NonHispanic(%)	81.7
Native American (%)	0.9
African American (%)	0.3
Asian (%)	0.7
Population < 18 years old (%)	n/a
Language(2)	24.6
Education	
% HS grads(3)	76.1
Employment	
% unemployment	3.6
% 2-income families(4)	71.4
Median household income	\$24,549
% household income <\$15k	32.0
Average commuting time to work (minutes)	22.3
Housing	
Median annual gross rent (5)	n/a
Median value of owned home	\$80,800
% housing lacking plumbing	9.5
% housing lacking kitchen	7.7
Medical (6)	
Travel time to closest ER (minutes)	61
Travel time to closest clinic (minutes)	32

Family Budget/Annual Expenses

2 Adults, infant, child	State Rank ⁷	20
Annual BBB \$30,168		
2002 FPL \$18,100		
		
Housing		\$5,474
Food		\$5,510
Transportation		\$3,381
Clothing		\$742
Health Care		\$4,736
Child Care		\$5,298
Misc.		\$1,379
Taxes		\$3,647

1 Adult, 2 children	State Rank ⁷	21
Annual BBB \$15,031		
2002 FPL \$15,020		
		
Housing		\$5,474
Food		\$4,581
Transportation		\$2,355
Clothing		\$754
Health Care		\$3,340
Child Care		\$3,250
Misc.		\$635
Taxes		\$2,535

Grandparents, grandchild	State Rank ⁷	15
Annual BBB \$15,031		
2002 FPL \$15,020		
		
Housing		\$5,474
Food		\$4,743
Transportation		\$3,495
Clothing		\$611
Health Care		\$8,277
Child Care		\$0
Misc.		\$619
Taxes		\$717

Retired Couple	State Rank ⁷	17
Annual BBB \$15,031		
2002 FPL \$11,940		
		
Housing		\$4,490
Food		\$3,315
Transportation		\$2,459
Clothing		\$321
Health Care		\$7,410
Child Care		\$0
Misc.		\$380
Taxes		\$582

- (1) Source: US Census 2000 (except Medical)
- (2) % population speaking language other than English in home
- (3) among population >25 years old
- (4) as % of all families
- (5) Source: US Census 2000, gross rent includes utilities
- (6) Source: NM Quick Facts 2002, NM Health Policy Commission
- (7) Rank is 1-52, highest to lowest