

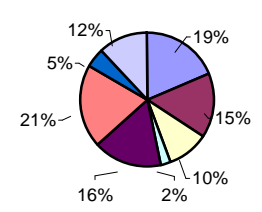
Bare Bones Budget Farmington

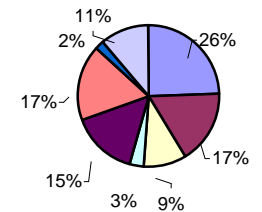


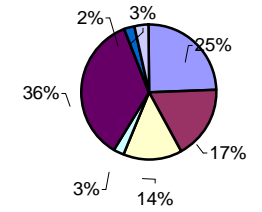
Demographics(1)

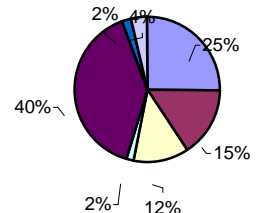
Location	
County	San Juan
Population	37,844
Race/ethnicity	
Hispanic (%)	17.7
White, NonHispanic(%)	62.8
Native American (%)	17.0
African American (%)	0.8
Asian (%)	0.5
Population < 18 years old (%)	29.3
Language(2)	19.8
Education	
% HS grads(3)	83.6
Employment	
% unemployment	7
% 2-income families(4)	17.8
Median household income	\$37,663
% household income <\$15k	18.2
Average commuting time to work (minutes)	17.8
Housing	
Median annual gross rent (5)	\$5,928
Median value of owned home	\$100,600
% housing lacking plumbing	0.4
% housing lacking kitchen	1.0
Medical (6)	
Travel time to closest ER (minutes)	(local)
Travel time to closest clinic (minutes)	(local)

Family Budget/Annual Expenses

2 Adults, infant, child	State Rank ⁷	22
Annual BBB \$30,010		
2002 FPL \$18,100		
		
Housing		\$5,678
Food		\$4,562
Transportation		\$3,044
Clothing		\$742
Health Care		\$4,895
Child Care		\$6,087
Misc.		\$1,379
Taxes		\$3,623

1 Adult, 2 children	State Rank ⁷	17
Annual BBB \$14,275		
2002 FPL \$15,020		
		
Housing		\$5,678
Food		\$3,832
Transportation		\$2,178
Clothing		\$754
Health Care		\$3,489
Child Care		\$4,020
Misc.		\$517
Taxes		\$2,548

Grandparents, grandchild	State Rank ⁷	37
Annual BBB \$14,275		
2002 FPL \$15,020		
		
Housing		\$5,678
Food		\$3,951
Transportation		\$3,140
Clothing		\$611
Health Care		\$8,217
Child Care		\$0
Misc.		\$540
Taxes		\$787

Retired Couple	State Rank ⁷	32
Annual BBB \$14,275		
2002 FPL \$11,940		
		
Housing		\$4,634
Food		\$2,775
Transportation		\$2,263
Clothing		\$321
Health Care		\$7,298
Child Care		\$0
Misc.		\$362
Taxes		\$664

- (1) Source: US Census 2000 (except Medical)
 (2) % population speaking language other than English in home
 (3) among population >25 years old
 (4) as % of all families
 (5) Source: US Census 2000, gross rent includes utilities
 (6) Source: NM Quick Facts 2002, NM Health Policy Commission
 (7) Rank is 1-52, highest to lowest