

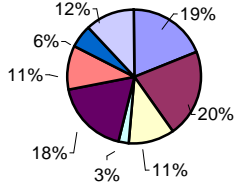
# Bare Bones Budget Des Moines

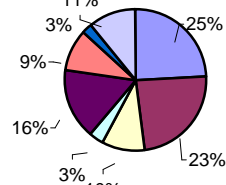


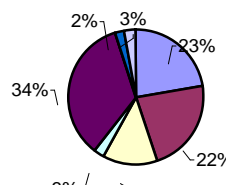
## Demographics(1)

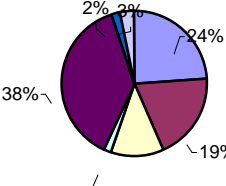
<b>Location</b>	
County	Union
<b>Population</b>	177
Race/ethnicity	
Hispanic (%)	33.9
White, NonHispanic(%)	62.1
Native American (%)	1.1
African American (%)	0.0
Asian (%)	0.0
Population < 18 years old (%)	30.5
<b>Language(2)</b>	28.3
<b>Education</b>	
% HS grads(3)	79
<b>Employment</b>	
% unemployment	2.7
% 2-income families(4)	23.1
Median household income	\$27,321
% household income <\$15k	25.2
Average commuting time to work (minutes)	24.3
<b>Housing</b>	
Median annual gross rent (5)	\$4,644
Median value of owned home	\$40,000
% housing lacking plumbing	0.0
% housing lacking kitchen	0.0
<b>Medical (6)</b>	
Travel time to closest ER (minutes)	33
Travel time to closest clinic (minutes)	42

## Family Budget/Annual Expenses

2 Adults, infant, child	State Rank <sup>7</sup>	36
Annual BBB \$28,649		
2002 FPL \$18,100		
		
Housing		\$5,474
Food		\$6,034
Transportation		\$3,101
Clothing		\$742
Health Care		\$5,143
Child Care		\$3,120
Misc.		\$1,625
Taxes		\$3,410

1 Adult, 2 children	State Rank <sup>7</sup>	27
Annual BBB \$15,435		
2002 FPL \$15,020		
		
Housing		\$5,474
Food		\$5,180
Transportation		\$2,193
Clothing		\$754
Health Care		\$3,677
Child Care		\$2,080
Misc.		\$564
Taxes		\$2,423

Grandparents, grandchild	State Rank <sup>7</sup>	14
Annual BBB \$15,435		
2002 FPL \$15,020		
		
Housing		\$5,474
Food		\$5,312
Transportation		\$3,202
Clothing		\$611
Health Care		\$8,365
Child Care		\$0
Misc.		\$566
Taxes		\$663

Retired Couple	State Rank <sup>7</sup>	11
Annual BBB \$15,435		
2002 FPL \$11,940		
		
Housing		\$4,670
Food		\$3,691
Transportation		\$2,287
Clothing		\$321
Health Care		\$7,393
Child Care		\$0
Misc.		\$371
Taxes		\$580

- (1) Source: US Census 2000 (except Medical)  
 (2) % population speaking language other than English in home  
 (3) among population >25 years old  
 (4) as % of all families  
 (5) Source: US Census 2000, gross rent includes utilities  
 (6) Source: NM Quick Facts 2002, NM Health Policy Commission  
 (7) Rank is 1-52, highest to lowest