


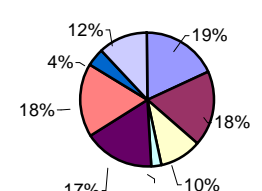
# Bare Bones Budget Datil

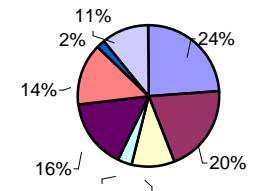


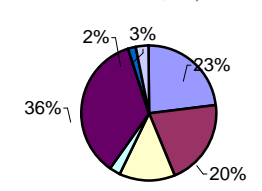
## Demographics(1)

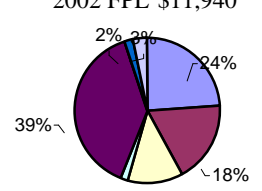
<b>Location</b>	
County	Catron
<b>Population</b>	n/a
Race/ethnicity	
Hispanic (%)	9.4
White, NonHispanic(%)	84.3
Native American (%)	6.1
African American (%)	0.1
Asian (%)	0.0
Population < 18 years old (%)	n/a
<b>Language(2)</b>	19.9
<b>Education</b>	
% HS grads(3)	81.1
<b>Employment</b>	
% unemployment	6.6
% 2-income families(4)	71.6
Median household income	\$22,500
% household income <\$15k	29.8
Average commuting time to work (minutes)	27.6
<b>Housing</b>	
Median annual gross rent (5)	n/a
Median value of owned home	\$83,200
% housing lacking plumbing	12.3
% housing lacking kitchen	12.1
<b>Medical (6)</b>	
Travel time to closest ER (minutes)	56
Travel time to closest clinic (minutes)	61

## Family Budget/Annual Expenses

2 Adults, infant, child	State Rank <sup>7</sup>	27
Annual BBB \$29,803		
2002 FPL \$18,100		
		
Housing		\$5,474
Food		\$5,368
Transportation		\$3,010
Clothing		\$742
Health Care		\$5,057
Child Care		\$5,298
Misc.		\$1,332
Taxes		\$3,523

1 Adult, 2 children	State Rank <sup>7</sup>	24
Annual BBB \$14,654		
2002 FPL \$15,020		
		
Housing		\$5,474
Food		\$4,526
Transportation		\$2,188
Clothing		\$754
Health Care		\$3,621
Child Care		\$3,250
Misc.		\$473
Taxes		\$2,430

Grandparents, grandchild	State Rank <sup>7</sup>	22
Annual BBB \$14,654		
2002 FPL \$15,020		
		
Housing		\$5,474
Food		\$4,692
Transportation		\$3,102
Clothing		\$611
Health Care		\$8,279
Child Care		\$0
Misc.		\$477
Taxes		\$717

Retired Couple	State Rank <sup>7</sup>	22
Annual BBB \$14,654		
2002 FPL \$11,940		
		
Housing		\$4,490
Food		\$3,298
Transportation		\$2,263
Clothing		\$321
Health Care		\$7,316
Child Care		\$0
Misc.		\$323
Taxes		\$582

- (1) Source: US Census 2000 (except Medical)  
 (2) % population speaking language other than English in home  
 (3) among population >25 years old  
 (4) as % of all families  
 (5) Source: US Census 2000, gross rent includes utilities  
 (6) Source: NM Quick Facts 2002, NM Health Policy Commission  
 (7) Rank is 1-52, highest to lowest