


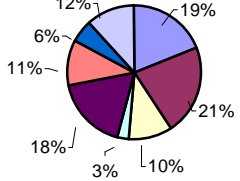
# Bare Bones Budget Clayton

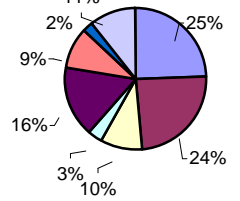


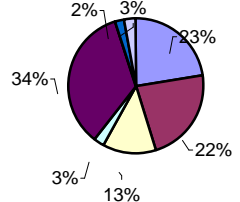
## Demographics(1)

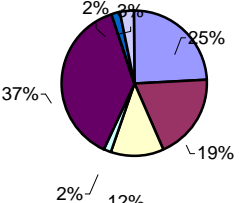
<b>Location</b>	
County	Union
<b>Population</b>	2,524
Race/ethnicity	
Hispanic (%)	46.5
White, NonHispanic(%)	51.5
Native American (%)	1.1
African American (%)	0.0
Asian (%)	0.2
Population < 18 years old (%)	27.7
<b>Language(2)</b>	27.8
<b>Education</b>	
% HS grads(3)	79.4
<b>Employment</b>	
% unemployment	2.3
% 2-income families(4)	15.4
Median household income	\$25,600
% household income <\$15k	24.9
Average commuting time to work (minutes)	18.7
<b>Housing</b>	
Median annual gross rent (5)	\$4,512
Median value of owned home	\$49,100
% housing lacking plumbing	0.5
% housing lacking kitchen	1.4
<b>Medical (6)</b>	
Travel time to closest ER (minutes)	(local)
Travel time to closest clinic (minutes)	(local)

## Family Budget/Annual Expenses

2 Adults, infant, child	State Rank <sup>7</sup>	38
Annual BBB \$28,418		
2002 FPL \$18,100		
		
Housing		\$5,474
Food		\$6,139
Transportation		\$2,948
Clothing		\$742
Health Care		\$5,069
Child Care		\$3,120
Misc.		\$1,615
Taxes		\$3,310

1 Adult, 2 children	State Rank <sup>7</sup>	30
Annual BBB \$15,278		
2002 FPL \$15,020		
		
Housing		\$5,474
Food		\$5,222
Transportation		\$2,118
Clothing		\$754
Health Care		\$3,640
Child Care		\$2,080
Misc.		\$541
Taxes		\$2,360

Grandparents, grandchild	State Rank <sup>7</sup>	16
Annual BBB \$15,278		
2002 FPL \$15,020		
		
Housing		\$5,474
Food		\$5,281
Transportation		\$3,040
Clothing		\$611
Health Care		\$8,291
Child Care		\$0
Misc.		\$548
Taxes		\$663

Retired Couple	State Rank <sup>7</sup>	15
Annual BBB \$15,278		
2002 FPL \$11,940		
		
Housing		\$4,670
Food		\$3,600
Transportation		\$2,202
Clothing		\$321
Health Care		\$7,320
Child Care		\$0
Misc.		\$362
Taxes		\$580

- (1) Source: US Census 2000 (except Medical)
- (2) % population speaking language other than English in home
- (3) among population >25 years old
- (4) as % of all families
- (5) Source: US Census 2000, gross rent includes utilities
- (6) Source: NM Quick Facts 2002, NM Health Policy Commission
- (7) Rank is 1-52, highest to lowest