


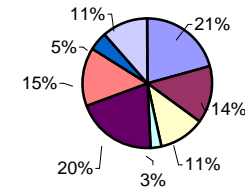
# Bare Bones Budget Carlsbad

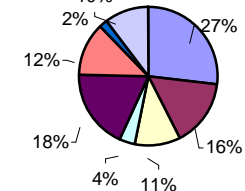


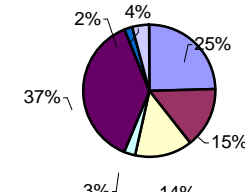
## Demographics(1)

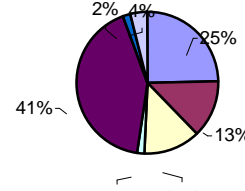
<b>Location</b>	
County	Eddy
<b>Population</b>	25,625
Race/ethnicity	
Hispanic (%)	36.7
White, NonHispanic(%)	58.8
Native American (%)	1.3
African American (%)	2.2
Asian (%)	0.7
Population < 18 years old (%)	27.1
<b>Language(2)</b>	27.1
<b>Education</b>	
% HS grads(3)	77.4
<b>Employment</b>	
% unemployment	6.9
% 2-income families(4)	18.7
Median household income	\$30,658
% household income <\$15k	23.3
Average commuting time to work (minutes)	18.4
<b>Housing</b>	
Median annual gross rent (5)	\$4,932
Median value of owned home	\$61,500
% housing lacking plumbing	0.4
% housing lacking kitchen	0.9
<b>Medical (6)</b>	
Travel time to closest ER (minutes)	(local)
Travel time to closest clinic (minutes)	(local)

## Family Budget/Annual Expenses

2 Adults, infant, child	State Rank <sup>7</sup>	51
Annual BBB \$26,332		
2002 FPL \$18,100		
		
Housing		\$5,474
Food		\$3,752
Transportation		\$3,003
Clothing		\$742
Health Care		\$5,227
Child Care		\$3,856
Misc.		\$1,289
Taxes		\$2,989

1 Adult, 2 children	State Rank <sup>7</sup>	52
Annual BBB \$20,412		
2002 FPL \$15,020		
		
Housing		\$5,474
Food		\$3,187
Transportation		\$2,180
Clothing		\$754
Health Care		\$3,770
Child Care		\$2,535
Misc.		\$410
Taxes		\$2,102

Grandparents, grandchild	State Rank <sup>7</sup>	51
Annual BBB \$22,250		
2002 FPL \$15,020		
		
Housing		\$5,474
Food		\$3,291
Transportation		\$3,095
Clothing		\$611
Health Care		\$8,449
Child Care		\$0
Misc.		\$433
Taxes		\$897

Retired Couple	State Rank <sup>7</sup>	49
Annual BBB \$17,693		
2002 FPL \$11,940		
		
Housing		\$4,370
Food		\$2,301
Transportation		\$2,257
Clothing		\$321
Health Care		\$7,443
Child Care		\$0
Misc.		\$291
Taxes		\$711

(1) Source: US Census 2000 (except Medical)  
 (2) % population speaking language other than English in home  
 (3) among population >25 years old  
 (4) as % of all families  
 (5) Source: US Census 2000, gross rent includes utilities  
 (6) Source: NM Quick Facts 2002, NM Health Policy Commission  
 (7) Rank is 1-52, highest to lowest