


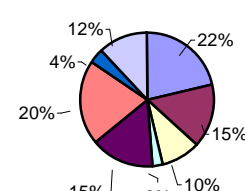
Bare Bones Budget Belen

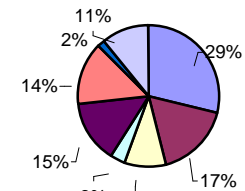


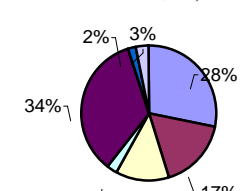
Demographics(1)

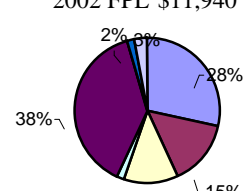
Location	
County	Valencia
Population	6,901
Race/ethnicity	
Hispanic (%)	68.6
White, NonHispanic(%)	27.8
Native American (%)	1.7
African American (%)	1.1
Asian (%)	0.2
Population < 18 years old (%)	28.8
Language(2)	40.7
Education	
% HS grads(3)	70.2
Employment	
% unemployment	7.9
% 2-income families(4)	18.2
Median household income	\$26,754
% household income <\$15k	27.8
Average commuting time to work (minutes)	22
Housing	
Median annual gross rent (5)	\$5,124
Median value of owned home	\$81,700
% housing lacking plumbing	0.7
% housing lacking kitchen	0.6
Medical (6)	
Travel time to closest ER (minutes)	33
Travel time to closest clinic (minutes)	33

Family Budget/Annual Expenses

2 Adults, infant, child	State Rank ⁷	18
Annual BBB \$30,507		
2002 FPL \$18,100		
		
Housing		\$6,642
Food		\$4,563
Transportation		\$2,899
Clothing		\$742
Health Care		\$4,638
Child Care		\$6,236
Misc.		\$1,154
Taxes		\$3,632

1 Adult, 2 children	State Rank ⁷	19
Annual BBB \$22,917		
2002 FPL \$15,020		
		
Housing		\$6,642
Food		\$3,888
Transportation		\$2,119
Clothing		\$754
Health Care		\$3,350
Child Care		\$3,267
Misc.		\$443
Taxes		\$2,453

Grandparents, grandchild	State Rank ⁷	20
Annual BBB \$23,549		
2002 FPL \$15,020		
		
Housing		\$6,642
Food		\$3,973
Transportation		\$2,986
Clothing		\$611
Health Care		\$8,175
Child Care		\$0
Misc.		\$467
Taxes		\$695

Retired Couple	State Rank ⁷	21
Annual BBB \$18,698		
2002 FPL \$11,940		
		
Housing		\$5,340
Food		\$2,731
Transportation		\$2,191
Clothing		\$321
Health Care		\$7,267
Child Care		\$0
Misc.		\$312
Taxes		\$534

- (1) Source: US Census 2000 (except Medical)
 (2) % population speaking language other than English in home
 (3) among population >25 years old
 (4) as % of all families
 (5) Source: US Census 2000, gross rent includes utilities
 (6) Source: NM Quick Facts 2002, NM Health Policy Commission
 (7) Rank is 1-52, highest to lowest