


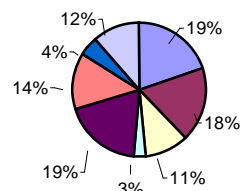
# Bare Bones Budget Artesia

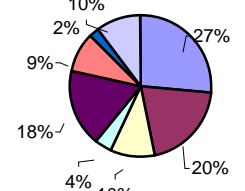


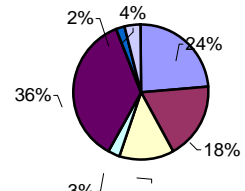
## Demographics(1)

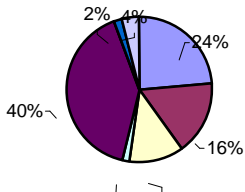
<b>Location</b>	
County	Eddy
<b>Population</b>	10,692
Race/ethnicity	
Hispanic (%)	45.0
White, NonHispanic(%)	51.7
Native American (%)	1.5
African American (%)	1.4
Asian (%)	0.2
Population < 18 years old (%)	30.3
<b>Language(2)</b>	37.5
<b>Education</b>	
% HS grads(3)	70.1
<b>Employment</b>	
% unemployment	6.3
% 2-income families(4)	14.8
Median household income	\$29,529
% household income <\$15k	25.2
Average commuting time to work (minutes)	14.3
<b>Housing</b>	
Median annual gross rent (5)	\$4,248
Median value of owned home	\$62,800
% housing lacking plumbing	2.1
% housing lacking kitchen	2.3
<b>Medical (6)</b>	
Travel time to closest ER (minutes)	(local)
Travel time to closest clinic (minutes)	(local)

## Family Budget/Annual Expenses

2 Adults, infant, child	State Rank <sup>7</sup>	46
Annual BBB \$27,348		
2002 FPL \$18,100		
		
Housing		\$5,474
Food		\$4,879
Transportation		\$2,888
Clothing		\$742
Health Care		\$5,157
Child Care		\$3,835
Misc.		\$1,226
Taxes		\$3,146

1 Adult, 2 children	State Rank <sup>7</sup>	49
Annual BBB \$20,494		
2002 FPL \$15,020		
		
Housing		\$5,474
Food		\$4,086
Transportation		\$2,072
Clothing		\$754
Health Care		\$3,681
Child Care		\$1,846
Misc.		\$450
Taxes		\$2,131

Grandparents, grandchild	State Rank <sup>7</sup>	34
Annual BBB \$23,017		
2002 FPL \$15,020		
		
Housing		\$5,474
Food		\$4,207
Transportation		\$2,979
Clothing		\$611
Health Care		\$8,379
Child Care		\$0
Misc.		\$470
Taxes		\$897

Retired Couple	State Rank <sup>7</sup>	38
Annual BBB \$18,228		
2002 FPL \$11,940		
		
Housing		\$4,370
Food		\$2,943
Transportation		\$2,157
Clothing		\$321
Health Care		\$7,410
Child Care		\$0
Misc.		\$317
Taxes		\$711

- (1) Source: US Census 2000 (except Medical)  
 (2) % population speaking language other than English in home  
 (3) among population >25 years old  
 (4) as % of all families  
 (5) Source: US Census 2000, gross rent includes utilities  
 (6) Source: NM Quick Facts 2002, NM Health Policy Commission  
 (7) Rank is 1-52, highest to lowest