


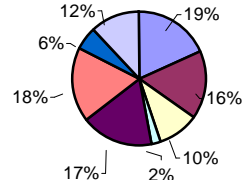
# Bare Bones Budget Anthony

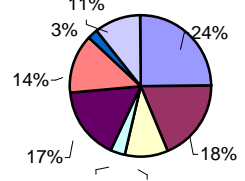


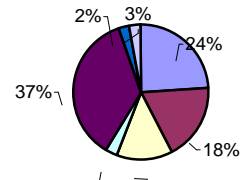
## Demographics(1)

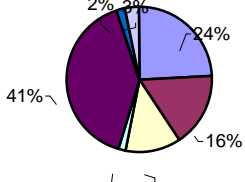
<b>Location</b>	
County	Dona Ana
<b>Population</b>	7,904
Race/ethnicity	
Hispanic (%)	96.4
White, NonHispanic(%)	2.9
Native American (%)	0.9
African American (%)	0.9
Asian (%)	0.2
Population < 18 years old (%)	39.7
<b>Language(2)</b>	89.2
<b>Education</b>	
% HS grads(3)	39.9
<b>Employment</b>	
% unemployment	12.1
% 2-income families(4)	23.0
Median household income	\$22,547
% household income <\$15k	31.1
Average commuting time to work (minutes)	21.7
<b>Housing</b>	
Median annual gross rent (5)	\$4,200
Median value of owned home	\$54,900
% housing lacking plumbing	3.1
% housing lacking kitchen	2.9
<b>Medical (6)</b>	
Travel time to closest ER (minutes)	20
Travel time to closest clinic (minutes)	20

## Family Budget/Annual Expenses

2 Adults, infant, child	State Rank <sup>7</sup>	26
Annual BBB \$29,836		
2002 FPL \$18,100		
		
Housing	\$5,519	
Food	\$4,819	
Transportation	\$2,967	
Clothing	\$742	
Health Care	\$5,098	
Child Care	\$5,459	
Misc.	\$1,705	
Taxes	\$3,528	

Mother, 2 children	State Rank <sup>7</sup>	33
Annual BBB \$22,043		
2002 FPL \$15,020		
		
Housing	\$5,519	
Food	\$4,069	
Transportation	\$2,140	
Clothing	\$754	
Health Care	\$3,664	
Child Care	\$3,002	
Misc.	\$557	
Taxes	\$2,339	

Grandparents, grandchild	State Rank <sup>7</sup>	41
Annual BBB \$22,888		
2002 FPL \$15,020		
		
Housing	\$5,519	
Food	\$4,162	
Transportation	\$3,059	
Clothing	\$611	
Health Care	\$8,320	
Child Care	\$0	
Misc.	\$556	
Taxes	\$661	

Retired Couple	State Rank <sup>7</sup>	40
Annual BBB \$18,183		
2002 FPL \$11,940		
		
Housing	\$4,451	
Food	\$2,930	
Transportation	\$2,221	
Clothing	\$321	
Health Care	\$7,342	
Child Care	\$0	
Misc.	\$371	
Taxes	\$547	

- (1) Source: US Census 2000 (except Medical)  
 (2) % population speaking language other than English in home  
 (3) among population >25 years old  
 (4) as % of all families  
 (5) Source: US Census 2000, gross rent includes utilities  
 (6) Source: NM Quick Facts 2002, NM Health Policy Commission  
 (7) Rank is 1-52, highest to lowest